



BRUSH & ROLLER SELECTION GUIDE

HOW TO CHOOSE THE RIGHT TOOLS FOR OUTSTANDING RESULTS



**QUALITY
APPLICATORS**



**EXCEPTIONAL
RESULTS**

You made a great decision when choosing the high-quality dependability of Sherwin-Williams paint.

Now, it's time to ensure you get the most out of your coating by choosing the right applicator.



Your choice of applicator is almost as important as your choice of paint.

Working with the wrong brush or a low-quality roller will lead to frustration, slow work and undesirable results, while choosing the right applicator will help ensure:

- Smooth release of paint onto the surface
- Improved paint coverage
- Increased ability to cut in fine lines
- More comfort during extended use
- Long-lasting performance
- Ability to quickly wash and rinse
- Satisfying appearance, texture and coverage
- Consistent-looking finish

NOTE

Some coatings meant to cover large rough surfaces need to be applied with a sprayer instead of a brush or roller. For applicator recommendations specific to your coating, see the “Recommended Applicators” section of this guide.

Make sure your hard work pays off – use this brush and roller guide to select the applicator you need for the results you want.

Contents

Choosing the Right Brush	4	Recommended Applicators for Pro Industrial™ and Light Industrial Coatings	37
Choosing the Right Roller	10	(Coatings listed alphabetically)	
Recommended Applicators for Architectural Coatings	16	Appendix	45
(Coatings listed alphabetically)		Index	49



CHOOSING THE RIGHT BRUSH

From bristle type to handle shape, there are many variables to consider when choosing the right brush for your job. We've gathered everything you need to know to simplify your selection process, starting with the most important factor: making sure you're working with a high-quality tool.

Quality

A high-quality brush means a better-looking job with less effort. Why? Because a good-quality brush holds more paint and applies it more evenly, which can save you time and help you get the results you want.

Look for a well-constructed handle and ferrule

Look for a metal ferrule that is nailed into a solid wood handle.

A poorly constructed brush might have something like a ferrule that is simply machine stamped onto a plastic handle. This type of construction is not secure, causing the ferrule to move around and even fall apart with use.

Look for good bristle quality

Feel the tip.

The bristles should have a soft, smooth feeling due to flagging (split or fuzzy ends). They should also be varying lengths so that they come to a slim tip. A well-tipped brush will paint with better coverage, a smoother texture and sharper lines when cutting in.

NOTE

Animal hair bristles are naturally flagged and a good synthetic brush will be machine flagged; this helps the brush hold more paint and release it evenly.

Look inside the bristles.

They should be densely packed all the way through the ferrule and not have a filler strip in the center. Without dense enough bristles, voids will fill with paint and create a mess.

Check for good bend recovery.

The brush should have solid bristles that spring back when bent at the base, not hollow bristles that will crimp.



Bristle type

1 Natural bristle

Made with animal hairs, these brushes are used for applying oil-based paints, varnishes, shellac, polyurethane and other oil-based finishes. The natural flagging of these brushes creates split ends in the bristles that hold more paint and help ensure a smooth paint release and finish.

NOTE Never use a natural animal hair brush with water-based paint. The bristles will absorb the water and expand and quickly become unusable.

2 Blended nylon/polyester

These brushes are easy to clean and work well with all types of latex paints. The combination of nylon's durability and polyester's shape retention makes for a high-quality brush that produces a high-quality paint finish. What's more, these durable brushes are built to handle numerous projects. So, with proper care, nylon/polyester brushes should last for years.

3 Polyester

These brushes are best for latex paints. They hold their shape and stiffness in any paint and apply paint smoothly and evenly.



NATURAL BRISTLE

OR

STIFFER SYNTHETIC

Stiffer bristles are needed to push the heavy-bodied oil paint.

SYNTHETIC

Synthetic fibers will resist water absorption for long brush life.





Handle style

Handle designs vary widely. Generally speaking, the more detailed the painting job, the more maneuverable the handle should be. But, your ideal handle will largely depend on your preference and painting style.

Handle types include:

Rattail

Long and skinny to hold like a pencil for precision work.



Fluted

Square with cut-off corners to rest easier in a hand.



Beavertail

Bulged in the middle, comfortable for painting across long surfaces.



Short

Short in length for painting tight spots where a longer handle would get in the way.



Size and Style

Selecting a brush that is designed specifically for the area you are painting will help improve the speed, ease and quality of your work.

Sizes

Sherwin-Williams paint brushes are available in widths from 1 to 4 inches.

The size you select is based on your preference for speed versus precision, but a good rule of thumb is:



Styles

Thin Angle Sash

Slanted bristles and a thin profile produce a good, straight line for trimming in corners and edges.

Angle Sash

Features slanted bristles and holds more paint than its thin counterpart. Excellent for cutting in at the ceiling or painting trim.

Flat Sash

Bristles are straight across and used primarily for applying paint over flat areas.

Trim

A flat brush excellent for painting large flat surfaces, especially exterior siding.


Wall

A thick flat brush that holds a larger amount of paint. Excellent for painting larger surface areas.




CHISEL TRIM BRUSH

Slanted bristles produce a good, straight line for trimming in corners and edges.



ANGLED BRUSH

Bristles are cut to make it easier to apply paint to window trim.



SQUARE TRIM BRUSH

The ends of the bristles are cut square and used primarily for applying paint over flat areas.



CHOOSING THE RIGHT ROLLER

Rollers are an excellent choice for painting a large surface quickly and easily while maintaining the quality of the finish. They easily attach to an extension pole for even greater reach. Selecting a roller is similar to selecting a brush and depends on the type of paint (latex or oil) and the surface you're painting (smooth, rough or textured). You'll also want to consider the size and, of course, the quality.

Quality

Choosing a high-quality roller will allow you to work faster, clean up easier and achieve a more beautiful look and lasting finish.

Look for a solid core

Good roller cores are moisture-resistant plastic or phenolic.

Cardboard cores absorb paint and will quickly break down, while plastic and phenolic cores maintain their shape throughout many uses.

Look for fibers that are bonded tightly to the core



Shed resistance should be listed on the label.

You can also pull lightly at the fibers to check that the lint doesn't come off easily.

Inexpensive fibers shed in wet paint.

A good cover will be made with solvent-resistant glues, so that the fabric nap will stay bonded to the core instead of ending up on the wall.

Roller Fabric

There are two variables to consider when choosing your roller fabric: **material and density**. These variables will be dictated by the paint you are using and the surface you are covering.



Material

1 Synthetic covers

Nylon, dacron or polyester: Ideal for most latex paints.

2 Natural covers

Mohair or sheepskin: High capacity material generally used with oil-based paints.

NOTE


Do not use all-natural covers with latex paints. The water in the paint may swell the fibers, causing them to become matted.

3 Blended covers

Polyester/wool blend: Combine the extra pickup of wool with polyester for longer life. These versatile rollers can be used with all paints.

Density

Stipple is the pattern that the roller leaves on the surface. The amount of stipple depends on the roller's fabric density, which can range from tightly woven to loosely knitted.



TIGHTLY WOVEN

Smooth finish



When smooth finish matters most

Woven fabric helps reduce lint while providing an exceptional finish, with less stipple.



When production matters most

Knit fabric holds more paint and covers more area, leaving some stipple.



For fast, beautiful results

Choose the **combination** of material and density that will hold the most paint while still releasing it evenly with minimal splattering over your surface.



LOOSELY KNITTED

Some stipple





Roller Size

Choosing a roller size is a simple matter of matching it to the size of your surface. However, you should also consider the increased fatigue involved when using a larger, heavier tool.

Small Foam

Tight spaces like doors and wainscoting



9"

The standard roller size, used for most walls and ceilings



12" - 18"

Coating large, uninterrupted spaces



Pile Depth

Pile depth refers to the thickness of the roller cover's fiber nap. It's essential to choose the right pile depth for the surface you're painting.


If you use a **thick, fluffy roller cover** on a smooth wall, it will produce a bumpy, orange peel textured surface.

If you use a **thin cover** over stucco, the cover will rip apart quickly and not get paint into all the crevices of the surface.

Nap Selector



For metal doors and plaster




For drywall, walls and ceilings




For drywall, textured walls, decks and concrete



For rough wood, stucco, decks and acoustic tile



For textured ceilings and stucco finishes




For concrete block, brick and fences



RECOMMENDED APPLICATORS FOR ARCHITECTURAL COATINGS

Find your coating (listed alphabetically) to discover the best applicators for achieving excellent results

A-100® EXTERIOR LATEX



PREFERRED BRUSH
**Contractor Series®
 Nylon/Polyester**


Suitable brushes:
 Purdy® Clearcut®, Purdy® XL®



PREFERRED ROLLER
**Contractor Series®
 Nylon/Polyester**

Suitable roller:
 Purdy® White Dove™

ALL SURFACE ENAMEL - LATEX BASE PRIMER



PREFERRED BRUSH
**Contractor Series®
 Nylon/Polyester**


Suitable brush:
 Purdy® XL®



PREFERRED ROLLER
**Contractor Series®
 Soft Woven**

Suitable roller:
 Purdy® White Dove™

ALL SURFACE ENAMEL - LATEX BASE SERIES



PREFERRED BRUSH
**Contractor Series®
 Nylon/Polyester**

Suitable brush:
 Purdy® XL®



PREFERRED ROLLER
**Contractor Series®
 Polyester**

Suitable roller:
 Contractor Series®
 Nylon/Polyester

ALL SURFACE ENAMEL - OIL BASE SERIES



PREFERRED BRUSH
Purdy® Black Bristle


Suitable brush:
 Purdy® White Bristle



PREFERRED ROLLER
**Contractor Series®
 Soft Woven**

Suitable roller:
 Purdy® Lambskin

BUILDERS SOLUTION® INTERIOR LATEX SERIES



PREFERRED BRUSH
Purdy® Clearcut®

Suitable brush:
 Purdy® XL®



PREFERRED ROLLER
Purdy® Marathon®

Suitable roller:
 Contractor Series®
 Nylon/Polyester

BUILDERS SOLUTION® INTERIOR PRIMER/SURFACER



PREFERRED BRUSH
Purdy® Clearcut®

Suitable brush:
 Purdy® XL®



PREFERRED ROLLER
Purdy® Marathon®

Suitable roller:
 Contractor Series®
 Nylon/Polyester

CAPTIVATE™ INTERIOR LATEX SERIES



PREFERRED BRUSH
Purdy® XL
 Suitable brushes:
 Purdy® Clearcut®,
 Purdy® Clearcut® Elite™



PREFERRED ROLLER
Purdy® Marathon®
 Suitable roller:
 Contractor Series®
 Nylon/Polyester

CASHMERE® INTERIOR LATEX SERIES



PREFERRED BRUSH
Purdy® Clearcut®
 Suitable brushes:
 Purdy® XL®, Contractor
 Series® Nylon/Polyester



PREFERRED ROLLER
**Contractor Series®
 Soft Woven**
 Suitable roller:
 Purdy® White Dove™

CLASSIC 99® INTERIOR/EXTERIOR SEMI-GLOSS OIL



PREFERRED BRUSH
Purdy® Ox Hair
 Suitable brushes:
 Purdy® White Bristle,
 Purdy® Black Bristle



PREFERRED ROLLER
**Contractor Series®
 Soft Woven**
 Suitable roller:
 Purdy® Lambskin

COLOR TO GO® LATEX SATIN



PREFERRED BRUSH
Purdy® Clearcut®
 Suitable brush:
 Purdy® XL®



PREFERRED ROLLER
Purdy® White Dove™
 Suitable roller:
 Purdy® Marathon®

COLORACCENTS® INTERIOR ALKYD SEMI-GLOSS



PREFERRED BRUSH
Purdy® Ox Hair
 Suitable brushes:
 Purdy® White Bristle,
 Purdy® Black Bristle



PREFERRED ROLLER
**Contractor Series®
 Soft Woven**
 Suitable roller:
 Purdy® Lambskin

CONFLEX™ 7% SILOXANE WATER REPELLANT



SPRAYER REQUIRED
 Apply by low pressure airless sprayer or pump-up sprayer

CONFLEX™ ACRYLIC COATING



PREFERRED BRUSH

**Contractor Series®
Nylon/Polyester**

Suitable brush:
Purdy® Clearcut® Elite™




PREFERRED ROLLER

**Contractor Series®
Nylon/Polyester**

Suitable roller:
Contractor Series®
Soft Woven

CONFLEX™ BLOCK FILLER



PREFERRED BRUSH

**Contractor Series®
Nylon/Polyester**

Suitable brush:
Purdy® Clearcut® Elite™



PREFERRED ROLLER

**Contractor Series®
Nylon/Polyester**

Suitable roller:
Contractor Series®
Soft Woven

CONFLEX™ FLEXIBLE CONCRETE WATERPROOFER SERIES



PREFERRED BRUSH

**Contractor Series®
Nylon/Polyester**

Suitable brush:
Purdy® Clearcut® Elite™




PREFERRED ROLLER

**Contractor Series®
Nylon/Polyester**

Suitable roller:
Contractor Series®
Soft Woven

CONFLEX™ SHERLASTIC® ELASTOMERIC COATING



PREFERRED BRUSH

**Contractor Series®
Nylon/Polyester**

Suitable brush:
Purdy® Clearcut® Elite™



PREFERRED ROLLER

**Contractor Series®
Nylon/Polyester**

Suitable roller:
Contractor Series®
Soft Woven


CONFLEX™ ULTRACRETE™ SERIES



SPRAYER REQUIRED

Requires spray equipment specifically designed for aggregate coatings

CONFLEX XL™ HIGH BUILD ACRYLIC COATING - SMOOTH



PREFERRED BRUSH

**Contractor Series®
Nylon/Polyester**

Suitable brush:
Purdy® Clearcut® Elite™



PREFERRED ROLLER

**Contractor Series®
Nylon/Polyester**

Suitable roller:
Contractor Series®
Soft Woven

CONFLEX XL™ HIGH BUILD ACRYLIC COATING - TEXTURED



SPRAYER REQUIRED

Requires spray equipment specifically designed for aggregate coatings

DRY ERASE COATING CLEAR GLOSS



PREFERRED BRUSH
**Contractor Series®
Nylon/Polyester**

Suitable brush:
N/A



PREFERRED ROLLER
**Contractor Series®
Soft Woven**

Suitable roller:
Purdy® White Dove™

DRYWALL CONDITIONER & PRIMER



PREFERRED BRUSH
**Contractor Series®
Nylon/Polyester**

Suitable brush:
Purdy® Nylox™ Series



PREFERRED ROLLER
**Contractor Series®
Soft Woven**

Suitable roller:
Purdy® White Dove™

DURACRAFT® ACRYLIC LATEX SERIES



PREFERRED BRUSH
**Contractor Series®
Nylon/Polyester**

Suitable brushes:
Purdy® Clearcut®, Purdy® XL®



PREFERRED ROLLER
**Contractor Series®
Soft Woven**

Suitable roller:
Purdy® White Dove™

DURATION® EXTERIOR LATEX SERIES



PREFERRED BRUSH
**Purdy®
Clearcut® Elite™**

Suitable brushes:
Purdy® Pro Extra®,
Purdy® Chinex®



PREFERRED ROLLER
**Contractor Series®
Nylon/Polyester**

Suitable roller:
Purdy® Marathon®

DURATION HOME® INTERIOR LATEX SERIES



PREFERRED BRUSH
Purdy® XL®

Suitable brushes:
Purdy® Clearcut®,
Contractor Series®
Nylon/Polyester



PREFERRED ROLLER
**Contractor Series®
Nylon/Polyester**

Suitable rollers:
Contractor Series® Polyester,
Purdy® Marathon®

EASY SAND INTERIOR OIL-BASED PRIMER



PREFERRED BRUSH

Purdy® White Bristle

Suitable brush:
Purdy® Black Bristle




PREFERRED ROLLER

Contractor Series® Soft Woven

Suitable roller:
Purdy® White Dove™

ECOSELECT® ZERO VOC INTERIOR LATEX SERIES



PREFERRED BRUSH

Purdy® XL®

Suitable brushes:
Purdy® Clearcut®,
Contractor Series®
Nylon/Polyester




PREFERRED ROLLER

Contractor Series® Nylon/Polyester

Suitable roller:
Contractor Series®
Soft Woven

EMERALD® DESIGNER EDITION™ - FLAT & SATIN



PREFERRED BRUSH

Purdy® Clearcut® Elite™

Suitable brush:
Purdy® XL®




PREFERRED ROLLER

Contractor Series® Polyester

Suitable rollers:
Purdy® Marathon®,
Purdy® White Dove™

EMERALD® DESIGNER EDITION™ - GLOSS



PREFERRED BRUSH

Purdy® Clearcut®

Suitable brush:
Contractor Series®
Nylon/Polyester




PREFERRED ROLLER

Contractor Series® Soft Woven

Suitable roller:
Purdy® White Dove™

EMERALD® EXTERIOR LATEX SERIES



PREFERRED BRUSH

Purdy® Pro-Extra®

Suitable brushes:
Purdy® Clearcut® Elite™,
Contractor Series®
Nylon/Polyester



PREFERRED ROLLER

Contractor Series® Nylon/Polyester

Suitable roller:
Purdy® Marathon®

EMERALD® INTERIOR LATEX SERIES



PREFERRED BRUSH

Purdy® Clearcut® Elite™

Suitable brushes:
Purdy® XL®,
Contractor Series®
Nylon/Polyester



PREFERRED ROLLER

Purdy® Marathon®

Suitable rollers:
Purdy® White Dove™,
Contractor Series®
Soft Woven, Contractor
Series® Polyester

EMERALD® RAIN REFRESH™ SERIES



PREFERRED BRUSH

Purdy® Clearcut® Elite™

Suitable brush:
Purdy® Pro-Extra®




PREFERRED ROLLER

Contractor Series® Nylon/Polyester

Suitable roller:
Purdy® Marathon®

EMERALD® URETHANE TRIM ENAMEL SERIES



PREFERRED BRUSH

Purdy® Clearcut®

Suitable brush:
Contractor Series® Nylon/Polyester

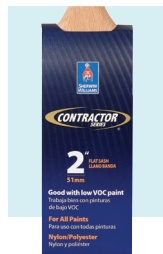


PREFERRED ROLLER

Contractor Series® Soft Woven

Suitable roller:
Purdy® White Dove™

EMINENCE® INTERIOR LATEX FLAT CEILING PAINT



PREFERRED BRUSH

Contractor Series® Nylon/Polyester

Suitable brush:
Purdy® XL®

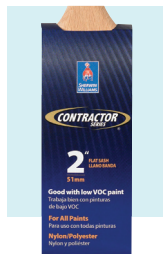


PREFERRED ROLLER

Contractor Series® Soft Woven

Suitable rollers:
Purdy® White Dove™,
Contractor Series® Polyester

EXTERIOR LATEX WOOD PRIMER



PREFERRED BRUSH

Contractor Series® Nylon/Polyester

Suitable brush:
Purdy® XL®



PREFERRED ROLLER

Contractor Series® Soft Woven

Suitable roller:
Purdy® White Dove™

EXTERIOR OIL-BASED WOOD PRIMER



PREFERRED BRUSH

Purdy® White Bristle

Suitable brush:
Purdy® Black Bristle



PREFERRED ROLLER

Contractor Series® Nylon/Polyester

Suitable roller:
Contractor Series® Soft Woven

EXTREME BLOCK™ STAIN BLOCKING OIL-BASED PRIMER/SEALER



PREFERRED BRUSH

Purdy® Black Bristle

Suitable brush:
Purdy® XL®



PREFERRED ROLLER

Contractor Series® Nylon/Polyester

Suitable roller:
Contractor Series® Soft Woven

EXTREME BLOCK™ STAIN BLOCKING WATERBASED PRIMER/SEALER



PREFERRED BRUSH

Purdy® XL®

Suitable brush:
Contractor Series
Nylon/Polyester




PREFERRED ROLLER

**Contractor Series®
Soft Woven**

Suitable roller:
Purdy® White Dove™

EXTREME BOND™ PRIMER



PREFERRED BRUSH

**Contractor Series®
Nylon/Polyester**

Suitable brush:
Purdy® Clearcut®



PREFERRED ROLLER

**Contractor Series®
Soft Woven**

Suitable roller:
Purdy® White Dove™

EXTREME COVER™ INTERIOR STAIN BLOCKING - FLAT & EG-SHEL



PREFERRED BRUSHES

**Purdy® XL®,
Contractor Series®
Nylon/Polyester**

Suitable brush:
Purdy® Clearcut® Elite™



PREFERRED ROLLER

**Contractor Series®
Polyester**

Suitable roller:
Purdy® White Dove™

EXTREME COVER™ INTERIOR STAIN BLOCKING - SEMI-GLOSS



PREFERRED BRUSHES

**Purdy® XL®,
Contractor Series®
Nylon/Polyester**

Suitable brush:
Purdy® Clearcut® Elite™



PREFERRED ROLLER

**Contractor Series®
Soft Woven**

Suitable roller:
Purdy® White Dove™

FAST DRYING INTERIOR/EXTERIOR OIL-BASED PRIMER



PREFERRED BRUSH

Purdy® White Bristle

Suitable brush:
Purdy® Black Bristle



PREFERRED ROLLER

Purdy® White Dove™

Suitable roller:
Contractor Series®
Soft Woven

FAUX IMPRESSIONS® LATEX GLAZE



PREFERRED BRUSH

**Purdy®
Clearcut® Elite™**

Suitable brush:
Suitable faux accessory




PREFERRED ROLLER

**Contractor Series®
Soft Woven**

Suitable roller:
Suitable faux accessory

FLEXTEMP™ EXTERIOR LATEX SERIES



PREFERRED BRUSH

Purdy® XL®

Suitable brush:
Purdy® Pro-Extra®




PREFERRED ROLLER

**Contractor Series®
Soft Woven**

Suitable roller:
Purdy® Marathon®

HARMONY® INTERIOR LATEX PRIMER



PREFERRED BRUSH

**Purdy®
Nylox™ Series**

Suitable brushes:
Purdy® Clearcut® Elite™,
Purdy® Chinex®




PREFERRED ROLLER

Purdy® White Dove™

Suitable roller:
Purdy® Marathon®

HARMONY® INTERIOR LATEX SERIES



PREFERRED BRUSH

**Purdy®
Nylox™ Series**

Suitable brushes:
Purdy® Clearcut® Elite™,
Purdy® Chinex®



PREFERRED ROLLER

Purdy® White Dove™

Suitable roller:
Purdy® Marathon®

HIGH BUILD INTERIOR LATEX PRIMER/SURFACER



PREFERRED BRUSH

**Purdy®
Nylox™ Series**

Suitable brushes:
Purdy® Clearcut® Elite™,
Purdy® Chinex®



PREFERRED ROLLER

Purdy® White Dove™

Suitable roller:
Purdy® Marathon®

ILLUSIONS™ OIL BASED FAUX FINISH GLAZING LIQUID



PREFERRED BRUSH

**Purdy®
Clearcut® Elite™**

Suitable brush:
Suitable faux accessory



PREFERRED ROLLER

**Contractor Series®
Soft Woven**

Suitable roller:
Suitable faux accessory

LOXON® ACRYLIC PRIMER SERIES (BLOCK SURFACER, CONDITIONER, AND CONCRETE & MASONRY PRIMER)



PREFERRED BRUSH

Purdy® Pro-Extra®

Suitable brushes:
Purdy® Clearcut® Elite™,
Purdy® Chinex®




PREFERRED ROLLER

Purdy® Marathon®

Suitable roller:
Purdy® Colossus™

LOXON® SELF-CLEANING ACRYLIC COATING - FLAT & SATIN



PREFERRED BRUSH

Purdy® Pro-Extra™

Suitable brushes:
Purdy® Clearcut® Elite™,
Purdy® Chinex®



PREFERRED ROLLER

Purdy® Marathon™

Suitable roller:
Purdy® Colossus™

LOXON® VERTICAL CONCRETE STAIN SERIES



PREFERRED BRUSH

Purdy® XL™

Suitable brushes:
Purdy® Clearcut® Elite™,
Purdy® Chinex®



PREFERRED ROLLER

Purdy® Marathon™

Suitable roller:
Contractor Series®
Soft Woven

LOXON® VERTICAL WATER REPELLANTS




SPRAYER PREFERRED

Low pressure airless sprayer or pump-up sprayer

Suitable brush: Purdy® White Bristle

Suitable roller: Purdy® White Dove™

LOXON® WATER BLOCKING PRIMER/FINISH



PREFERRED BRUSHES

**Purdy® Nylox™ Glide,
Contractor Series®
Nylon/Polyester**

Suitable brush:
N/A



PREFERRED ROLLER

**Contractor Series®
Nylon/Polyester**

Suitable roller:
Contractor Series®
Polyester

LOXON XP™ WATERPROOFING MASONRY COATING - FLAT & SATIN



PREFERRED BRUSHES

**Purdy® Pro-Extra®,
Purdy® Clearcut® Elite™**

Suitable brushes:
Contractor Series®
Nylon/Polyester,
Purdy® Chinex®



PREFERRED ROLLERS

**Purdy® Marathon®,
Purdy® Colossus™**

Suitable roller:
Contractor Series®
Nylon/Polyester

MINWAX® FAST-DRYING POLYURETHANE VARNISH



PREFERRED BRUSH

Purdy® Ox Hair™

Suitable brushes:
Purdy® White Bristle,
Purdy® Black Bristle

MINWAX® PERFORMANCE SERIES FAST-DRY SANDING SEALER



PREFERRED BRUSH

Purdy® White Bristle

Suitable brush:
Purdy® Black Bristle

MINWAX® PERFORMANCE SERIES FAST-DRY VARNISH




PREFERRED BRUSH

Purdy® Ox Hair

Suitable brushes:
Purdy® White Bristle,
Purdy® Black Bristle

MINWAX® PERFORMANCE SERIES TINTABLE INTERIOR WOOD STAIN



PREFERRED BRUSH

Purdy® White Bristle

Suitable brush:
Purdy® Black Bristle



PREFERRED ROLLER

**Pad Applicator/
Cloth/Sponge**

Suitable roller:
N/A

MINWAX® PERFORMANCE SERIES WATER-BASED POLYURETHANE



PREFERRED BRUSH

Purdy® Syntox™

Suitable brush:
Purdy® Nylox™ Series

MINWAX® WATER BASED OIL-MODIFIED POLYURETHANE



PREFERRED BRUSH

Purdy® Nylox™ Series

Suitable brush:
Purdy® Chinex®

MOISTURE VAPOR BARRIER PRIMER/FINISH



PREFERRED BRUSH

Purdy® Clearcut®

Suitable brush:
Contractor Series®
Nylon/Polyester




PREFERRED ROLLER

**Contractor Series®
Polyester**

Suitable roller:
Purdy® White Dove™

MULTI-PURPOSE INTERIOR OIL-BASED PRIMER



PREFERRED BRUSH

Purdy® White Bristle

Suitable brush:
Purdy® Black Bristle




PREFERRED ROLLER

Contractor Series® Soft Woven

Suitable roller:
Contractor Series® Nylon/Polyester

MULTI-PURPOSE LATEX PRIMER



PREFERRED BRUSH

Purdy® XL®

Suitable brush:
Contractor Series® Nylon/Polyester




PREFERRED ROLLER

Contractor Series® Soft Woven

Suitable roller:
Purdy® White Dove™

MULTI-PURPOSE WATER-BASED ACRYLIC ALKYD PRIMER



PREFERRED BRUSH

Purdy® XL®

Suitable brush:
Contractor Series® Nylon/Polyester



PREFERRED ROLLER

Contractor Series® Soft Woven

Suitable roller:
Purdy® White Dove™

PAINT SHIELD® MICROBICIDAL INTERIOR LATEX EG-SHEL



PREFERRED BRUSH

Purdy® XL®

Suitable brushes:
Purdy® Clearcut®, Contractor Series® Nylon/Polyester



PREFERRED ROLLER

Purdy® Marathon™

Suitable rollers:
Contractor Series® Polyester, Contractor Series® Soft Woven

PAINTERS EDGE® INTERIOR LATEX FLAT



PREFERRED BRUSH

Contractor Series® Nylon/Polyester

Suitable brush:
Purdy® XL®



PREFERRED ROLLER

Purdy® Marathon®

Suitable roller:
Purdy® Colossus™

PAINTERS EDGE® INTERIOR LATEX SERIES



PREFERRED BRUSH

Purdy® Chinex®

Suitable brush:
Contractor Series® Nylon/Polyester




PREFERRED ROLLER

Purdy® White Dove™

Suitable roller:
Purdy® Marathon®

PORCH & FLOOR ENAMEL SATIN



PREFERRED BRUSH
**Contractor Series®
 Nylon/Polyester**


Suitable brush:
 Purdy® Clearcut® Elite™



PREFERRED ROLLER
**Contractor Series®
 Soft Woven**

Suitable roller:
 Purdy® White Dove™

PREMIUM INTERIOR WALL & WOOD PRIMER



PREFERRED BRUSH
Purdy® XL®


Suitable brush:
 Contractor Series®
 Nylon/Polyester



PREFERRED ROLLER
**Contractor Series®
 Soft Woven**

Suitable roller:
 Purdy® White Dove™

PREPRITE® INTERIOR/EXTERIOR BLOCK FILLER



PREFERRED BRUSH
Purdy® Pro-Extra®


Suitable brush:
 Purdy® Clearcut® Elite™



PREFERRED ROLLER
**Contractor Series®
 Nylon/Polyester**

Suitable roller:
 Contractor Series®
 Polyester

PREPRITE® PROBLOCK® INTERIOR/EXTERIOR LATEX PRIMER/SEALER



PREFERRED BRUSH
Purdy® XL®


Suitable brush:
 Contractor Series®
 Nylon/Polyester



PREFERRED ROLLER
**Contractor Series®
 Soft Woven**

Suitable rollers:
 Contractor Series®
 Nylon/Polyester,
 Contractor Series® Polyester

PRIMERx® PEEL BONDING PRIMER



PREFERRED BRUSH
Purdy® Pro-Extra®

Suitable brush:
 Contractor Series®
 Nylon/Polyester



PREFERRED ROLLER
Purdy® White Dove™

Suitable roller:
 Contractor Series®
 Soft Woven

PROBLOCK® INTERIOR OIL-BASED PRIMER



PREFERRED BRUSH
Purdy® White Bristle

Suitable brush:
 Purdy® Black Bristle



PREFERRED ROLLER
**Contractor Series®
 Nylon/Polyester**

Suitable roller:
 Contractor Series®
 Soft Woven

PROCLASSIC® INTERIOR ALKYD SERIES



PREFERRED BRUSH

Purdy® Ox Hair

Suitable brushes:
Purdy® White Bristle,
Purdy® Black Bristle



PREFERRED ROLLERS

**Contractor Series®
Nylon/Polyester,
Purdy® Marathon®**

Suitable roller:
Purdy® Lambskin

PROCLASSIC® INTERIOR WATERBASED ACRYLIC-ALKYD SERIES



PREFERRED BRUSH

Purdy® XL®

Suitable brushes:
Contractor Series®
Nylon/Polyester,
Purdy® Pro-Extra®



PREFERRED ROLLER

Purdy® Ultra Finish®

Suitable roller:
Contractor Series®
Nylon/Polyester

PROCLASSIC® WATERBORNE INTERIOR ACRYLIC SERIES



PREFERRED BRUSH

**Purdy®
Nylox™ Series**

Suitable brushes:
Purdy® Clearcut®,
Contractor Series®
Nylon/Polyester,
Purdy® Syntox™




PREFERRED ROLLER

**Contractor Series®
Soft Woven**

Suitable roller:
Purdy® White Dove™

PROMAR® 200 HP ZERO VOC INTERIOR ACRYLIC SERIES



PREFERRED BRUSH

**Purdy®
Clearcut® Elite™**

Suitable brushes:
Purdy® Clearcut®,
Contractor Series®
Nylon/Polyester



PREFERRED ROLLER

Purdy® Marathon®

Suitable roller:
Contractor Series®
Polyester

PROMAR® 200 INTERIOR ALKYD SERIES



PREFERRED BRUSH

Purdy® Black Bristle

Suitable brushes:
Purdy® White Bristle,
Purdy® XL®




PREFERRED ROLLERS

**Contractor Series®
Polyester,
Contractor Series®
Soft Woven**

Suitable roller:
Purdy® Lambskin

PROMAR® 200 INTERIOR WATERBASED ACRYLIC-ALKYD SERIES



PREFERRED BRUSH

Purdy® XL®

Suitable brushes:
Purdy® Pro-Extra®,
Contractor Series®
Nylon/Polyester




PREFERRED ROLLER

Purdy® Ultra Finish®

Suitable roller:
Contractor Series®
Nylon/Polyester

PROMAR® 200 ZERO VOC INTERIOR LATEX PRIMER



PREFERRED BRUSHES

Purdy® Clearcut®, Contractor Series® Nylon/Polyester

Suitable brush:
Purdy® XL®



PREFERRED ROLLER

Purdy® White Dove™

Suitable roller:
Purdy® Marathon®

PROMAR® 200 ZERO VOC INTERIOR LATEX SERIES



PREFERRED BRUSHES

Purdy® Clearcut®, Purdy® XL®

Suitable brush:
Contractor Series® Nylon/Polyester



PREFERRED ROLLER

Purdy® White Dove™

Suitable roller:
Purdy® Marathon®

PROMAR® 400 INTERIOR ALKYD SEMI-GLOSS



PREFERRED BRUSH

Purdy® Black Bristle

Suitable brushes:
Purdy® White Bristle,
Purdy® XL®




PREFERRED ROLLERS

Contractor Series® Nylon/Polyester, Contractor Series® Polyester

Suitable roller:
Purdy® Lambskin

PROMAR® 400 ZERO VOC INTERIOR LATEX PRIMER



PREFERRED BRUSH

Purdy® Clearcut®

Suitable brush:
Purdy® XL®



PREFERRED ROLLER

Purdy® White Dove™

Suitable roller:
Purdy® Marathon®

PROMAR® 400 ZERO VOC INTERIOR LATEX SERIES



PREFERRED BRUSHES

Contractor Series® Nylon/Polyester, Purdy® Chinex®

Suitable brush:
Purdy® Clearcut® Elite™




PREFERRED ROLLER

Purdy® White Dove™

Suitable roller:
Purdy® Marathon®

PROMAR® 700 INTERIOR LATEX SERIES



PREFERRED BRUSH

Purdy® XL®

Suitable brush:
Contractor Series® Nylon/Polyester




PREFERRED ROLLERS

Contractor Series® Nylon/Polyester, Contractor Series® Polyester

Suitable roller:
Contractor Series® Soft Woven

PROMAR® BARN PAINT - LATEX GLOSS



PREFERRED BRUSH

Purdy® XL*

Suitable brush:
Contractor Series®
Nylon/Polyester



PREFERRED ROLLERS

**Contractor Series®
Nylon/Polyester,
Contractor Series®
Polyester**

Suitable roller:
Contractor Series®
Soft Woven

PROMAR® EXTERIOR LATEX SOLID COLOR STAIN



PREFERRED BRUSH

Purdy® XL*

Suitable brush:
Contractor Series®
Nylon/Polyester



PREFERRED ROLLERS

**Contractor Series®
Nylon/Polyester,
Contractor Series®
Polyester**

Suitable roller:
Contractor Series®
Soft Woven

PROMAR® INTERIOR/EXTERIOR LATEX SEMI-GLOSS BLOCK FILLER/FINISH



PREFERRED BRUSH

Purdy® Pro-Extra*

Suitable brush:
Purdy® Clearcut® Elite™




PREFERRED ROLLER

Purdy® Marathon*

Suitable roller:
Contractor Series®
Nylon/Polyester

PROMAR® INTERIOR LATEX FLAT CEILING PAINT



PREFERRED BRUSH

Purdy® XL*

Suitable brush:
Contractor Series®
Nylon/Polyester



PREFERRED ROLLER

Purdy® Marathon*

Suitable roller:
Contractor Series®
Polyester

PROPERTY SOLUTION™ INTERIOR LATEX EG-SHEL & FLAT



PREFERRED BRUSH

**Purdy®
Clearcut® Elite™**

Suitable brush:
Contractor Series®
Nylon/Polyester




PREFERRED ROLLER

Purdy® Marathon*

Suitable roller:
Contractor Series®
Soft Woven

PROPERTY SOLUTION™ INTERIOR LATEX SEMI-GLOSS



PREFERRED BRUSH

Purdy® XL*

Suitable brush:
Contractor Series®
Nylon/Polyester



PREFERRED ROLLER

Purdy® White Dove™

Suitable roller:
Contractor Series®
Soft Woven

PVA INTERIOR LATEX DRYWALL PRIMER & SEALER



PREFERRED BRUSH

Purdy® XL*

Suitable brush:
Contractor Series*
Nylon/Polyester




PREFERRED ROLLER

Purdy® Marathon*

Suitable roller:
Contractor Series*
Soft Woven

QUICK DRY INTERIOR/EXTERIOR STAIN BLOCKING PRIMER



PREFERRED BRUSH

Purdy® XL*

Suitable brush:
Contractor Series*
Nylon/Polyester



PREFERRED ROLLER

Purdy® Marathon*

Suitable roller:
Contractor Series*
Soft Woven

REJUVENATE™ SIDING RESTORATION LOW SHEEN



PREFERRED BRUSH

Purdy® Pro-Extra*

Suitable brushes:
Purdy® Clearcut® Elite™,
Contractor Series*
Nylon/Polyester



PREFERRED ROLLER

Purdy® Marathon*

Suitable roller:
Contractor Series*
Nylon/Polyester

RESILIENCE® EXTERIOR LATEX SERIES



PREFERRED BRUSH

Purdy® XL*

Suitable brushes:
Purdy® Pro-Extra*,
Contractor Series*
Nylon/Polyester



PREFERRED ROLLER

Purdy® Marathon*

Suitable roller:
Contractor Series*
Soft Woven

SHERSTRIPE® ATHLETIC ARTIFICIAL TURF MARKING PAINT



LINE MARKING MACHINE PREFERRED

Designed to be applied by a line marking machine

Suitable brush: Contractor Series*
Nylon/Polyester

Suitable roller: Contractor Series*
Soft Woven

SHERSTRIPE® ATHLETIC FIELD MARKING PAINT



LINE MARKING MACHINE PREFERRED

Designed to be applied by a line marking machine

Suitable brush: Contractor Series*
Nylon/Polyester

Suitable roller: Contractor Series*
Soft Woven

SKETCH PAD® DRY ERASE CLEAR GLOSS COATING KIT




BRUSHING IS NOT RECOMMENDED



PREFERRED ROLLER
**Contractor Series®
 Black Foam
 Mini Roller**
 Suitable roller:
 N/A

SNAPDRY™ DOOR & TRIM PAINT SERIES - SATIN & SEMI-GLOSS



PREFERRED BRUSH
Purdy® XL®
 Suitable brush:
 Purdy® Clearcut®



PREFERRED ROLLER
**Purdy® Jumbo
 White Dove™
 Soft Woven**
 Suitable roller:
 Purdy® White Dove™

SOLO® ACRYLIC INTERIOR/EXTERIOR - FLAT, EG-SHEL & SATIN



PREFERRED BRUSH
**Purdy®
 Clearcut® Elite™**
 Suitable brush:
 Purdy® Nylox™ Series



PREFERRED ROLLER
Purdy® Marathon®
 Suitable roller:
 Contractor Series®
 Soft Woven

SOLO® ACRYLIC INTERIOR/EXTERIOR - SEMI-GLOSS & GLOSS



PREFERRED BRUSH
**Purdy®
 Clearcut® Elite™**
 Suitable brush:
 Contractor Series®
 Nylon/Polyester



PREFERRED ROLLER
Purdy® White Dove™
 Suitable roller:
 Contractor Series®
 Soft Woven

SUPERDECK® DECK & DOCK COATING



PREFERRED BRUSH
Purdy® XL®
 Suitable brush:
 Purdy® Pro-Extra®



PREFERRED ROLLER
Purdy® Marathon®
 Suitable roller:
 Contractor Series®
 Polyester

SUPERDECK® EXTERIOR SEMI-TRANSPARENT WOOD STAIN




PREFERRED BRUSH
Purdy® White Bristle
 Suitable brush:
 Deck & Siding Brush



PREFERRED ROLLER
Purdy® White Dove™
 Suitable roller:
 Contractor Series®
 Soft Woven

SUPERDECK® EXTERIOR TRANSPARENT WOOD STAIN



PREFERRED BRUSH

Deck & Siding Brush

Suitable brush:
Purdy® White Bristle




PREFERRED ROLLER

Purdy® White Dove™

Suitable roller:
Contractor Series®
Soft Woven

SUPERDECK® EXTERIOR WATERBORNE CLEAR SEALER



PREFERRED BRUSH

Purdy® Nylox™ Series

Suitable brush:
Purdy® Syntox™



PREFERRED ROLLER

Purdy® White Dove™

Suitable roller:
Contractor Series®
Nylon/Polyester

SUPERDECK® EXTERIOR WATERBORNE DECK STAIN - SEMI-SOLID



PREFERRED BRUSH

Purdy® Syntox™

Suitable brushes:
Purdy® XL®,
Contractor Series®
Nylon/Polyester



PREFERRED ROLLER

Purdy® White Dove™

Suitable roller:
Contractor Series®
Nylon/Polyester

SUPERDECK® EXTERIOR WATERBORNE DECK STAIN - SEMI-TRANSPARENT & SOLID



PREFERRED BRUSH

Purdy® Syntox™

Suitable brush:
Purdy® Nylox™ Series




PREFERRED ROLLER

Purdy® White Dove™

Suitable roller:
Contractor Series®
Nylon/Polyester

SUPERDECK® EXTERIOR WATERBORNE DECK STAIN - SOLID IR



PREFERRED BRUSH

Purdy® XL®

Suitable brushes:
Purdy® Pro-Extra®,
Purdy® Nylox™ Series



PREFERRED ROLLER

Purdy® White Dove™

Suitable roller:
Contractor Series®
Nylon/Polyester

SUPERDECK® LOG HOME & DECK WATERBORNE FINISH



PREFERRED BRUSH

Purdy® XL®

Suitable brushes:
Purdy® Pro-Extra®,
Purdy® Nylox™ Series



PREFERRED ROLLERS

**Purdy® White Dove™
(Smooth Substrate),
Purdy® Marathon®
(Rough Substrate)**

Suitable roller:
Contractor Series®
Soft Woven

SUPERPAINT® EXTERIOR LATEX SERIES



PREFERRED BRUSH

Purdy® XL®

Suitable brushes:
Purdy® Chinex®, Contractor Series® Nylon/Polyester




PREFERRED ROLLERS

Purdy® White Dove™, Purdy® Marathon®

Suitable roller:
Contractor Series® Nylon/Polyesterester

SUPERPAINT® INTERIOR LATEX SERIES



PREFERRED BRUSH

Purdy® XL®

Suitable brushes:
Purdy® Clearcut® Elite™, Purdy® Chinex®



PREFERRED ROLLER

Purdy® Marathon®

Suitable rollers:
Purdy® Ultra Finish®, Contractor Series® Nylon/Polyester

SUPREME™ HIGH BUILD INTERIOR LATEX - FLAT & EG-SHEL



PREFERRED BRUSH

Purdy® XL®

Suitable brush:
Contractor Series® Nylon/Polyester

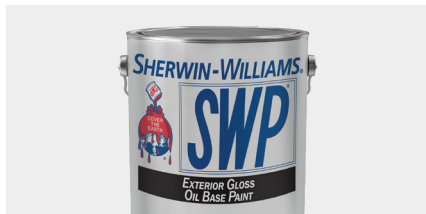


PREFERRED ROLLER

Purdy® Marathon®

Suitable roller:
Purdy® Colossus™

SWP® EXTERIOR OIL GLOSS HOUSE & TRIM



PREFERRED BRUSH

Purdy® Black Bristle

Suitable brush:
Purdy® Chinex®




PREFERRED ROLLER

Purdy® White Dove™

Suitable roller:
Contractor Series® Soft Woven

SYNTHETIC SHELLAC INTERIOR STAIN BLOCKING PRIMER



PREFERRED BRUSHES

Purdy® White Bristle, Purdy® Black Bristle

Suitable brush:
Contractor Series® Nylon/Polyester



PREFERRED ROLLER

Purdy® White Dove™

Suitable roller:
Contractor Series® Soft Woven

TUFF SURFACE® INTERIOR ACRYLIC PREMIUM TEXTURE SERIES



SPRAYER REQUIRED

Requires spray equipment specifically designed for aggregate coatings

WHITE PIGMENTED SHELLAC PRIMER



PREFERRED BRUSHES

Purdy® White Bristle, Purdy® Black Bristle

Suitable brush:
Purdy® Chinex®



PREFERRED ROLLER

Contractor Series® Soft Woven

Suitable roller:
Purdy® White Dove™

WOODSCAPES® EXTERIOR ACRYLIC SOLID COLOR STAIN



PREFERRED BRUSH

Purdy® XL®

Suitable brush:
Contractor Series®
Nylon/Polyester




PREFERRED ROLLER

Purdy® White Dove™

Suitable roller:
Contractor Series®
Soft Woven

WOODSCAPES® EXTERIOR POLYURETHANE SEMI-TRANSPARENT STAIN



PREFERRED BRUSH

Deck & Siding Brush

Suitable brushes:
Purdy® XL®,
Contractor Series®
Nylon/Polyester



PREFERRED ROLLER

Purdy® White Dove™

Suitable roller:
Contractor Series®
Soft Woven



RECOMMENDED APPLICATORS FOR PRO INDUSTRIAL™ AND LIGHT INDUSTRIAL COATINGS

Find your coating (listed alphabetically) to discover the best applicators for achieving excellent results

BOND-PLEX® WATERBASED ACRYLIC COATING



PREFERRED BRUSH

Purdy® XL®

Suitable brush:
Contractor Series®
Nylon/Polyester




PREFERRED ROLLER

**Contractor Series®
Soft Woven**

Suitable roller:
Purdy® White Dove™

CEMENT-PLEX® 875 BLOCK FILLER



PREFERRED BRUSH

**Contractor Series®
Nylon/Polyester**

Suitable brush:
Purdy® Clearcut® Elite™



PREFERRED ROLLER

**Contractor Series®
Soft Woven**

Suitable roller:
Contractor Series®
Nylon/Polyester

DIRECT-TO-METAL ALKYD ENAMEL SEMI-GLOSS



PREFERRED BRUSH

Purdy® White Bristle

Suitable brush:
Purdy® Black Bristle



PREFERRED ROLLER

**Contractor Series®
Soft Woven**

Suitable rollers:
Purdy® White Dove™,
Purdy® Lambskin

DRYFALLS ALKYD AND SUPER SAVE-LITE®



SPRAYER REQUIRED

Requires airless or conventional spray application equipment


DRYFALLS WATERBORNE ACRYLIC



SPRAYER REQUIRED

Requires airless or conventional spray application equipment

DTM BONDING PRIMER



PREFERRED BRUSH

Purdy® XL®

Suitable brush:
Contractor Series®
Nylon/Polyester



PREFERRED ROLLER

**Contractor Series®
Soft Woven**

Suitable roller:
Purdy® White Dove™

DTM WASH PRIMER



SPRAYER REQUIRED

Requires airless or conventional spray application equipment

GALVITE® HS



PREFERRED BRUSH

Purdy® Black Bristle

Suitable brush:
Purdy® White Bristle




PREFERRED ROLLER

Purdy® Lambskin

Suitable roller:
Contractor Series®
Nylon/Polyester

HYDROGLOSS® SINGLE COMPONENT WB URETHANE



PREFERRED BRUSH

Purdy® XL®

Suitable brush:
Contractor Series®
Nylon/Polyester



PREFERRED ROLLER

Contractor Series® Soft Woven

Suitable roller:
Purdy® White Dove™

INDUSTRIAL ENAMEL



PREFERRED BRUSH

Purdy® White Bristle

Suitable brush:
Purdy® Black Bristle



PREFERRED ROLLERS

Contractor Series® Polyester, Contractor Series® Soft Woven

Suitable rollers:
Purdy® White Dove™,
Purdy® Lambskin

INDUSTRIAL ENAMEL HS



PREFERRED BRUSH

Purdy® White Bristle

Suitable brush:
Purdy® Black Bristle




PREFERRED ROLLER

Purdy® Lambskin

Suitable rollers:
Contractor Series®
Soft Woven,
Purdy® White Dove™

INDUSTRIAL ENAMEL VOC



PREFERRED BRUSH

Purdy® White Bristle

Suitable brush:
Purdy® Black Bristle



PREFERRED ROLLER

Purdy® Lambskin

Suitable rollers:
Contractor Series®
Soft Woven,
Purdy® White Dove™

KEM® 4000 ACRYLIC ALKYD ENAMEL



SPRAYER PREFERRED

Airless, conventional or HVLP spray application equipment

Suitable brushes: Purdy® Black Bristle,
Purdy® White Bristle

Suitable rollers: Purdy® White Dove™,
Purdy® Lambskin

KEM BOND® HS PRIMER



PREFERRED BRUSH

Purdy® Black Bristle

Suitable brush:
Purdy® White Bristle



PREFERRED ROLLER

Purdy® Lambskin

Suitable roller:
Contractor Series®
Nylon/Polyester

KEM KROMIK® UNIVERSAL METAL PRIMER



PREFERRED BRUSH

Purdy® Black Bristle

Suitable brush:
Purdy® White Bristle




PREFERRED ROLLER

Purdy® Lambskin

Suitable roller:
Contractor Series®
Nylon/Polyester

METALASTIC® DTM MODIFIED ENAMEL SEMI-GLOSS



PREFERRED BRUSH

Purdy® White Bristle

Suitable brush:
Purdy® Black Bristle



PREFERRED ROLLER

Purdy® Lambskin

Suitable rollers:
Contractor Series®
Soft Woven,
Purdy® White Dove™

METALATEX® SEMI-GLOSS COATING



PREFERRED BRUSH

Purdy® Clearcut® Elite™

Suitable brush:
Contractor Series®
Nylon/Polyester



PREFERRED ROLLER

**Contractor Series®
Nylon/Polyester**

Suitable rollers:
Contractor Series®
Soft Woven,
Purdy® White Dove™

OPTI-BOND™ MULTI-SURFACE COATING



SPRAYER PREFERRED

Airless or conventional spray application equipment

Suitable brushes: Purdy® White Bristle,
Purdy® Black Bristle

Suitable roller: Contractor Series®
Soft Woven

PRO INDUSTRIAL™ ACRYLIC



PREFERRED BRUSH

Purdy® Clearcut® Elite™

Suitable brush:
Contractor Series®
Nylon/Polyester




PREFERRED ROLLER

Contractor Series® Nylon/Polyester

Suitable rollers:
Purdy® Marathon®,
Contractor Series®
Soft Woven

PRO INDUSTRIAL™ DTM ACRYLIC



PREFERRED BRUSH

Purdy® Clearcut® Elite™

Suitable brush:
Purdy® XL®




PREFERRED ROLLER

Contractor Series® Nylon/Polyester

Suitable rollers:
Contractor Series® Polyester,
Contractor Series®
Soft Woven

PRO INDUSTRIAL™ DTM ACRYLIC PRIMER/FINISH



PREFERRED BRUSH

Contractor Series® Nylon/Polyester

Suitable brush:
Purdy® XL®




PREFERRED ROLLER

Contractor Series® Soft Woven

Suitable roller:
Purdy® White Dove™

PRO INDUSTRIAL™ HEAVY DUTY BLOCK FILLER



PREFERRED BRUSH

Purdy® Clearcut® Elite™

Suitable brush:
Contractor Series®
Nylon/Polyester



PREFERRED ROLLER

Contractor Series® Nylon/Polyester

Suitable roller:
Contractor Series®
Soft Woven

PRO INDUSTRIAL™ HIGH PERFORMANCE EPOXY



PREFERRED BRUSH

Purdy® White Bristle

Suitable brush:
Purdy® Black Bristle



PREFERRED ROLLER

Purdy® White Dove™

Suitable roller:
Contractor Series®
Soft Woven

PRO INDUSTRIAL™ MULTI-SURFACE ACRYLIC



SPRAYER PREFERRED

Airless or conventional spray application equipment

Suitable brush: Purdy® XL®




PREFERRED ROLLER

Contractor Series® Soft Woven

Suitable rollers:
Purdy® White Dove™,
Purdy® Marathon®

PRO INDUSTRIAL™ PRE-CATALYZED WATERBASED EPOXY



PREFERRED BRUSH

Purdy® Clearcut® Elite™

Suitable brushes:
Purdy® XL®,
Purdy® Pro-Extra®




PREFERRED ROLLER

Contractor Series® Nylon/Polyester

Suitable rollers:
Purdy® Marathon®,
Contractor Series®
Soft Woven

PRO INDUSTRIAL™ PRE-CATALYZED WATERBASED URETHANE



PREFERRED BRUSH

Purdy® Clearcut® Elite™

Suitable brush:
Purdy® XL®




PREFERRED ROLLER

Contractor Series® Nylon/Polyester

Suitable rollers:
Purdy® Marathon®,
Contractor Series®
Soft Woven

PRO INDUSTRIAL™ PRO-CRYL® UNIVERSAL ACRYLIC PRIMER



PREFERRED BRUSH

Contractor Series® Nylon/Polyester

Suitable brush:
Purdy® XL®



PREFERRED ROLLER

Contractor Series® Soft Woven

Suitable roller:
Purdy® White Dove™

PRO INDUSTRIAL™ URETHANE ALKYD ENAMEL



PREFERRED BRUSH

Purdy® White Bristle

Suitable brush:
Purdy® Black Bristle



PREFERRED ROLLER

Purdy® Lambskin

Suitable rollers:
Contractor Series®
Soft Woven,
Purdy® White Dove™

PRO INDUSTRIAL™ WATERBASED ACROLON™ 100 HS POLYURETHANE



SPRAYER PREFERRED

Airless or conventional spray application equipment

Suitable brushes: Purdy® Clearcut®,
Contractor Series® Nylon/Polyester

Suitable rollers: Contractor Series®
Soft Woven, Purdy® White Dove™

PRO INDUSTRIAL™ WATERBASED ALKYD URETHANE



PREFERRED BRUSH

Purdy® Syntox®

Suitable brushes:
Purdy® XL®,
Contractor Series®
Nylon/Polyester



PREFERRED ROLLER

Contractor Series® Soft Woven

Suitable roller:
Purdy® White Dove™

PRO INDUSTRIAL™ WATERBASED CATALYZED EPOXY



PREFERRED BRUSH

Purdy® XL

Suitable brushes:
Purdy® Pro-Extra®,
Purdy® Clearcut®



PREFERRED ROLLER

**Contractor Series®
Soft Woven**

Suitable rollers:
Purdy® White Dove™,
Purdy® Marathon®


PRO INDUSTRIAL™ WATERBORNE ACRYLIC DRYFALL



SPRAYER REQUIRED

Requires airless or conventional spray application equipment

SHER-CLEAR™ 1K WB ACRYLIC CLEAR COAT



PREFERRED BRUSH

**Contractor Series®
Nylon/Polyester**

Suitable brush:
Purdy® Clearcut® Elite™




PREFERRED ROLLER

**Contractor Series®
Soft Woven**

Suitable roller:
Purdy® Ultra Finish®

SHER-CRYL™ HPA



PREFERRED BRUSH

**Purdy®
Clearcut® Elite™**

Suitable brushes:
Purdy® XL®,
Contractor Series®
Nylon/Polyester




PREFERRED ROLLER

**Contractor Series®
Nylon/Polyester**

Suitable rollers:
Purdy® Marathon®,
Contractor Series®
Soft Woven

SILVER-BRITE® ALUMINUM PAINT



PREFERRED BRUSH

Purdy® White Bristle

Suitable brush:
Purdy® Black Bristle



PREFERRED ROLLER

**Contractor Series®
Soft Woven**

Suitable roller:
Purdy® White Dove™

SILVER-BRITE® HD RUST RESISTANT ALUMINUM PAINT



PREFERRED BRUSH

Purdy® White Bristle

Suitable brush:
Purdy® Black Bristle



PREFERRED ROLLER

**Contractor Series®
Soft Woven**

Suitable roller:
Purdy® White Dove™

SPRAYLASTIC® EXTERIOR SEMI-GLOSS DRYFALL



SPRAYER REQUIRED

Requires airless or conventional spray application equipment

STEEL MASTER™ 9500 30% SILICONE ALKYD



PREFERRED BRUSH

Purdy® White Bristle

Suitable brush:
Purdy® Black Bristle



PREFERRED ROLLER

**Contractor Series®
Soft Woven**

Suitable roller:
Purdy® White Dove™

TILE-CLAD® HS EPOXY



PREFERRED BRUSH

Purdy® Black Bristle

Suitable brush:
Purdy® White Bristle




PREFERRED ROLLER

**Contractor Series®
Soft Woven**

Suitable roller:
Purdy® White Dove™

WATERBASED CATALYZED EPOXY



PREFERRED BRUSH

Purdy® XL®

Suitable brush:
Purdy® Pro-Extra®



PREFERRED ROLLER

**Contractor Series®
Soft Woven**

Suitable roller:
Purdy® White Dove™

WATERBASED TILE-CLAD® EPOXY PRIMER



PREFERRED BRUSH

**Contractor Series®
Nylon/Polyester**

Suitable brush:
Purdy® Pro-Extra®







PREFERRED ROLLERS

**Contractor Series®
Soft Woven,
Purdy® White Dove™**

Suitable roller:
Purdy® Marathon®



Preferred Brushes Appendix

PRODUCT	DESCRIPTION	WATER BASED	OIL BASED	INTERIOR	EXTERIOR	BRISTLE MATERIAL
 <p>Contractor Series' Nylon/Polyester</p>	Sherwin-Williams' exclusive blend of our finest nylon and polyester filaments, ideal for versatility and performance excellence.	■	■	■	■	Nylon/Polyester
 <p>Deck & Siding Brush</p>	This naturally absorbent brush combines both White China bristle and polyester to create the most durable deck brush available.		■		■	White China/ Polyester
 <p>Purdy' Black Bristle</p>	Natural filaments that hold and deliver more paint than any other natural material and naturally flagged tips for smooth results.		■	■	■	100% Black China
 <p>Purdy' Chinex'</p>	Designed for use with heavy bodied and lower VOC paints with excellent paint release and superb cleanability.	■	■	■	■	100% Chinex
 <p>Purdy' Clearcut'</p>	High-performing Tynex' nylon and durable Ore' polyester provide excellent cut in and well-defined lines.	■	■	■	■	Nylon/Polyester
 <p>Purdy' Clearcut' Elite™</p>	Designed for use with all paints, they provide the ultimate performance and excellent cut-in ability.	■	■	■	■	Nylon/Polyester
 <p>Purdy' Nylox' Series</p>	Handcrafted with 100% nylon filaments from DuPont' to provide a smooth, flawless finish to any interior project.	■		■		100% Dyed Nylon
 <p>Purdy' Ox Hair</p>	With the softest natural bristles in the Purdy family, Ox Hair brushes produce a smooth, glass-like finish.		■	■		Ox Hair

PRODUCT	DESCRIPTION	WATER BASED	OIL BASED	INTERIOR	EXTERIOR	BRISTLE MATERIAL
 Purdy® Pro-Extra®	Durable filaments that hold more paint for increased production and stand up to abrasive surfaces.	■	■	■	■	Tynex/Chinex/ Polyester
 Purdy® Syntox®	Will outlast Ox Hair filaments and create an ultra smooth, mirror-like finish on any surface.	■	■	■		Nylon/Chinex
 Purdy® White Bristle	Provides outstanding results with oil-based paints for any application that calls for an extremely smooth finish.		■	■	■	100% White China
 Purdy® XL®	Purdy's most versatile brush series, great for all types of paints and environments.	■	■	■	■	Nylon/Polyester

Preferred Rollers Appendix

PRODUCT	DESCRIPTION	SURFACE TYPE	WATER BASED	OIL BASED	INTERIOR	EXTERIOR	MATERIAL
 <p>Contractor Series[®] Black Foam Mini Roller</p>	Black foam provides a very smooth finish. These mini rollers are good for use with all paints and clear coatings on very smooth surfaces.	Semi-Smooth	■	■	■	■	Black Foam
 <p>Contractor Series[®] Nylon/Polyester</p>	The dense fabric reduces matting and lint, creating a smooth, durable finish and can be used with almost any paint type.	Smooth - Rough	■	■	■	■	Nylon/Polyester
 <p>Contractor Series[®] Polyester</p>	Durable, high-density roller cover that provides good paint pickup and release and excellent protection from the fabric matting.	Smooth - Rough	■	■			Polyester
 <p>Contractor Series[®] Soft Woven</p>	The tightly woven fabric offers an extremely smooth finish and virtually lint-free performance.	Smooth - Rough	■	■			Woven
 <p>Purdy[®] Colossus[™]</p>	High-capacity roller covers that load and release an exceptional amount of paint very smoothly without dripping or splattering.	Semi-Smooth - Rough	■	■	■	■	100% Woven Polyamide
 <p>Purdy[®] Jumbo White Dove[™] Soft Woven</p>	Purdy's most popular roller covers, use with all paints and exterior stains, especially where a smooth, lint-free finish is desired.	Smooth	■	■	■	■	Woven Dralon Fabric

PRODUCT	DESCRIPTION	SURFACE TYPE	WATER BASED	OIL BASED	INTERIOR	EXTERIOR	MATERIAL
 <p>Purdy® Lambskin</p>	Lambskin roller covers pick up, hold and release a great deal of paint or stain and are abrasion-resistant for a longer life.	Semi-Smooth - Semi-Rough	■	■	■	■	100 % Lambswool
 <p>Purdy® Marathon®</p>	Purdy's most durable roller cover that lasts longer, paints further, and provides a smoother finish with less lint.	Smooth - Extra Rough	■	■	■	■	Nylon/ Polyester
 <p>Purdy® Ultra Finish®</p>	Ideal for using gloss and semi-gloss coatings on interior applications for an ultra smooth finish.	Smooth - Semi-Smooth	■	■	■	■	Microfiber
 <p>Purdy® White Dove™</p>	Purdy's most popular roller covers, use with all paints and exterior stains, especially where a smooth, lint-free finish is desired.	Very Smooth - Semi-Rough	■	■	■	■	Woven Dralon Fabric

Index

A	
A-100® Exterior Latex	17
All Surface Enamel - Latex Base Primer	17
All Surface Enamel - Latex Base Series	17
All Surface Enamel - Oil Base Series	17
B	
Bond-Plex® Waterbased Acrylic Coating	38
Builders Solution® Interior Latex Series	17
Builders Solution® Interior Primer/Surfacer	17
C	
Captivate™ Interior Latex Series	18
Cashmere® Interior Latex Series	18
Cement-Plex® 875 Block Filler	38
Classic 99® Interior/Exterior Semi-Gloss Oil	18
Color To Go® Latex Satin	18
ColorAccents® Interior Alkyd Semi-Gloss	18
ConFlex™ 7% Siloxane Water Repellant	18
ConFlex™ Acrylic Coating	19
ConFlex™ Block Filler	19
ConFlex™ Flexible Concrete Waterproofing Series	19
ConFlex™ SherLastic® Elastomeric Coating	19
ConFlex™ UltraCrete™ Series	19
ConFlex XL™ High Build Acrylic Coating - Smooth	19
ConFlex XL™ High Build Acrylic Coating - Textured	20
D	
Direct-to-Metal Alkyd Enamel Semi-Gloss	38
Dry Erase Coating Clear Gloss	20
Dryfalls Alkyd and Super Save-Lite®	38
Dryfalls Waterborne Acrylic	38
Drywall Conditioner & Primer	20
DTM Bonding Primer	38
DTM Wash Primer	39
DuraCraft® Acrylic Latex Series	20
Duration® Exterior Latex Series	20
Duration Home® Interior Latex Series	20
E	
Easy Sand Interior Oil-Based Primer	21
EcoSelect® Zero VOC Interior Latex Series	21
Emerald® Designer Edition™ - Flat & Satin	21
Emerald® Designer Edition™ - Gloss	21
Emerald® Exterior Latex Series	21
Emerald® Interior Latex Series	21
Emerald® Rain Refresh™ Series	22
Emerald® Urethane Trim Enamel Series	22
Eminence® Interior Latex Flat Ceiling Paint	22
Exterior Latex Wood Primer	22
Exterior Oil-Based Wood Primer	22
Extreme Block™ Stain Blocking Oil-Based Primer/Sealer	22
Extreme Block™ Stain Blocking Waterbased Primer/Sealer	23
Extreme Bond™ Primer	23
Extreme Cover™ Interior Stain Blocking - Flat & Eg-Shel	23
Extreme Cover™ Interior Stain Blocking - Semi-Gloss	23
F	
Fast Drying Interior/Exterior Oil-Based Primer	23
Faux Impressions® Latex Glaze	23
FlexTemp™ Exterior Latex Series	24
G	
Galvite® HS	39
H	
Harmony® Interior Latex Primer	24
Harmony® Interior Latex Series	24
High Build Interior Latex Primer/Surfacer	24
Hydrogloss® Single Component WB Urethane	39
I	
Illusions™ Oil Based Faux Finish Glazing Liquid	24
Industrial Enamel	39
Industrial Enamel HS	39
Industrial Enamel VOC	39
K	
KEM® 4000 Acrylic Alkyd Enamel	40
KEM Bond® HS Primer	40
KEM Kromik® Universal Metal Primer	40
L	
Loxon® Acrylic Primer Series (Block Surfacer, Conditioner, and Concrete & Masonry Primer)	24
Loxon® Self-Cleaning Acrylic Coating - Flat & Satin	25
Loxon® Vertical Concrete Stain Series	25

Loxon® Vertical Water Repellants 25
 Loxon® Water Blocking Primer/Finish 25
 Loxon XP™ Waterproofing Masonry Coating – Flat & Satin 25

M

Metalastic® DTM Modified Enamel Semi-Gloss 40
 Metalatex® Semi-Gloss Coating 40
 Minwax® Fast-Drying Polyurethane Varnish 25
 Minwax® Performance Series Fast-Dry Sanding Sealer 26
 Minwax® Performance Series Fast-Dry Varnish 26
 Minwax® Performance Series Tintable Interior Wood Stain 26
 Minwax® Performance Series Water-Based Polyurethane 26
 Minwax® Water Based Oil-Modified Polyurethane 26
 Moisture Vapor Barrier Primer/Finish 26
 Multi-Purpose Interior Oil-Based Primer 27
 Multi-Purpose Latex Primer 27
 Multi-Purpose Water-Based Acrylic Alkyd Primer 27

O

Opti-Bond™ Multi-Surface Coating 40

P

Paint Shield® Microbicidal Interior Latex Eg-Shel 27
 Painters Edge® Interior Latex Flat 27
 Painters Edge® Interior Latex Series 27
 Porch & Floor Enamel Satin 28
 Premium Interior Wall & Wood Primer 28
 PrepRite® Interior/Exterior Block Filler 28
 PrepRite® ProBlock® Interior/Exterior Latex Primer/Sealer 28
 PrimeRx® Peel Bonding Primer 28
 ProBlock® Interior Oil-Based Primer 28
 ProClassic® Interior Alkyd Series 29
 ProClassic® Interior Waterbased Acrylic-Alkyd Series 29
 ProClassic® Waterborne Interior Acrylic Series 29
 Pro Industrial™ Acrylic 41
 Pro Industrial™ DTM Acrylic 41
 Pro Industrial™ DTM Acrylic Primer/Finish 41
 Pro Industrial™ Heavy Duty Block Filler 41
 Pro Industrial™ High Performance Epoxy 41
 Pro Industrial™ Multi-Surface Acrylic 41
 Pro Industrial™ Pre-Catalyzed Waterbased Epoxy 42
 Pro Industrial™ Pre-Catalyzed Waterbased Urethane 42
 Pro Industrial™ Pro-Cryl® Universal Acrylic Primer 42

Pro Industrial™ Urethane Alkyd Enamel 42
 Pro Industrial™ Waterbased Acrolon™ 100 HS Polyurethane 42
 Pro Industrial™ Waterbased Alkyd Urethane 42
 Pro Industrial™ Waterbased Catalyzed Epoxy 43
 Pro Industrial™ Waterborne Acrylic Dryfall 43
 ProMar® 200 HP Zero VOC Interior Acrylic Series 29
 ProMar® 200 Interior Alkyd Series 29
 ProMar® 200 Interior Waterbased Acrylic-Alkyd Series 29
 ProMar® 200 Zero VOC Interior Latex Primer 30
 ProMar® 200 Zero VOC Interior Latex Series 30
 ProMar® 400 Interior Alkyd Semi-Gloss 30
 ProMar® 400 Zero VOC Interior Latex Primer 30
 ProMar® 400 Zero VOC Interior Latex Series 30
 ProMar® 700 Interior Latex Series 30
 ProMar® Barn Paint - Latex Gloss 31
 ProMar® Exterior Latex Solid Color Stain 31
 ProMar® Interior/Exterior Latex Semi-Gloss Block Filler/Finish 31
 ProMar® Interior Latex Flat Ceiling Paint 31
 Property Solution™ Interior Latex Eg-Shel & Flat 31
 Property Solution™ Interior Latex Semi-Gloss 31
 PVA Interior Latex Drywall Primer & Sealer 32

Q

Quick Dry Interior/Exterior Stain Blocking Primer 32

R

Rejuvenate™ Siding Restoration Low Sheen 32
 Resilience® Exterior Latex Series 32

S

Sher-Clear™ 1K WB Acrylic Clear Coat 43
 Sher-Cryl™ HPA 43
 SherStripe® Athletic Artificial Turf Marking Paint 32
 SherStripe® Athletic Field Marking Paint 32
 Silver-Brite® Aluminum Paint 43
 Silver-Brite® HD Rust Resistant Aluminum Paint 43
 Sketch Pad® Dry Erase Clear Gloss Coating Kit 33
 SnapDry™ Door & Trim Paint Series - Satin & Semi-Gloss 33
 Solo® Acrylic Interior/Exterior - Flat, Eg-Shel & Satin 33
 Solo® Acrylic Interior/Exterior - Semi-Gloss & Gloss 33
 Spraylastic® Exterior Semi-Gloss Dryfall 44
 Steel Master™ 9500 30% Silicone Alkyd 44
 SuperDeck® Deck & Dock Coating 33

SuperDeck® Exterior Semi-Transparent Wood Stain 33

SuperDeck® Exterior Transparent Wood Stain 34

SuperDeck® Exterior Waterborne Clear Sealer 34

SuperDeck® Exterior Waterborne Deck Stain - Semi-Solid 34

SuperDeck® Exterior Waterborne Deck Stain -
Semi-Transparent & Solid 34

SuperDeck® Exterior Waterborne Deck Stain - Solid IR 34

SuperDeck® Log Home & Deck Waterborne Finish 34

SuperPaint® Exterior Latex Series 35

SuperPaint® Interior Latex Series 35

Supreme™ High Build Interior Latex - Flat & Eg-Shel 35

SWP® Exterior Oil Gloss House & Trim 35

Synthetic Shellac Interior Stain Blocking Primer 35

T

Tile-Clad® HS Epoxy 44

Tuff Surface® Interior Acrylic Premium Texture Series 35

W

Waterbased Catalyzed Epoxy 44

Waterbased Tile-Clad® Epoxy Primer 44

White Pigmented Shellac Primer 36

WoodScapes® Exterior Acrylic Solid Color Stain 36

WoodScapes® Exterior Polyurethane Semi-Transparent Stain 36

