

SHERWIN-WILLIAMS®

COLORMIX® FORECAST 2025



CAPSULES

SHERWIN-WILLIAMS®

COLORMIX® FORECAST 2025

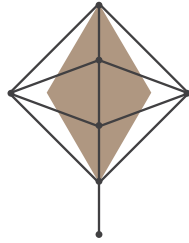


Through rigorous research, expert global trend analysis, and deep industry understanding, the Sherwin-Williams Colormix® Trendsight Team guides the way with data-driven insights. The strength of our color forecasting allows us to anticipate the trends of tomorrow and shape a more vibrant, harmonious, and responsive world—one shade at a time.

With the 2025 Colormix® Forecast, we invite you to immerse yourself in **Capsules**: an exploration of the magic contained within the colors, materials, and finishes that will inspire innovation, create connections, and illuminate the future of residential and commercial design.

Sue Wadden

Sue Wadden
Director of Color Marketing



chrysalis

In the hushed, hidden places where the unrefined
beauty of nature lies in wait, allowed to rest,
to simply be, our highest potential quietly unfolds.

Intentional living and future thinking merge in a palette
of subtle neutrals—live-edge wood, sifting sands,
and turned earth—capturing a feeling of sanctuary
and the essence of a single, enduring moment.



Grounded SW 6089, Flat



Grounded
SW 6089 (197-C6)

 Commercial




Sealskin
SW 7675 (277-C7)

 Commercial



Mexican Sand
SW 7519 (288-C4)




Pure White
SW 7005 (255-C1)



Studio Clay
SW 9172 (246-C4)



Studio Mauve
SW 0062




Carnelian
SW 7580 (276-C6)

Commercial



Shiitake
SW 9173 (248-C1)

 Commercial




Thunderous
SW 6201 (216-C6)

Commercial




Mindful Gray
SW 7016 (244-C2)



Drift of Mist
SW 9166 (238-C2)

 Commercial



Tanbark
SW 6061 (195-C6)

 Available in Peel & Stick



Drift of Mist SW 9166, Eg-Shel (walls)

Thunderous SW 6201, Satin (cabinets)

“ The colors of Chrysalis are reminiscent of a slow-growing forest, the timeless stories of nature contained within its grain, and the generations of precious memories made upon hand-hewn hardwood floors.

Maggie O'Hare

Senior Color Marketing Manager, Industrial Wood Coatings

Colormix® Trendsight Team Member

With color that inspires a thoughtful, deliberate pace of living,
we align with our intuition, find a touch of poetry in everyday things,
and engage instinctively with our surroundings and our experiences.



Pure White SW 7005, Eg-Shel (walls & trim)

Sealskin SW 7675, Semi-Gloss (windows)

Mexican Sand SW 7519
Eg-Shel



RAW | ELEMENTAL | RUSTIC | INTENTIONAL



Mindful Gray SW 7016
Eg-Shel

chrysalis

COMMERCIAL SPACES

By merging organic aesthetics with groundbreaking product innovations, commercial design continues to metamorphose, redefining luxury by drawing upon sustainable materials, sophisticated color palettes and earthen textures to create dramatic displays of raw minimalism.

- **Grounded** SW 6089 (197-C6)
- **Sealskin** SW 7675 (277-C7)
- **Carnelian** SW 7580 (276-C6)
- **Thunderous** SW 6201 (216-C6)
- **Shiitake** SW 9173 (248-C1)
- **Drift of Mist** SW 9166 (238-C2)



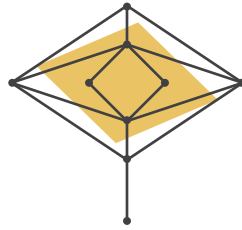
Shiitake SW 9173



COLOR, MATERIAL, FINISH

The way that an environment, surface, or product looks, feels, and functions is dependent on not only color—but also the materials and finishes selected for a space. The Chrysalis color capsule is embodied by a sophisticated nature-inspired palette and the most up-to-date product technologies available through Full Spectrum Possibilities.

1. Industrial Wood Custom Floor Stain
2. Industrial Wood Cabinet Coating, Sealskin SW 7675
3. Pro Industrial™ Waterbased Acrolon 100, Carnelian SW 7580
4. Factory-Applied Metal Coating, Liquid
5. SofTop™ Floor SL, Thunderous SW 6201
6. Resufloor™ Terrazzo TG, SW80-1022TZ
7. Pro Industrial™ Acrylic, Sealskin SW 7675
8. H&C® Heavy Shield™ Concrete Coating, Shiitake SW 9173
9. Industrial Wood Building Product Coating, Thunderous SW 6201



paradox

Creating curiosity and contrast, we step boldly outside established boundaries, conquering the conventional with a twist on tradition to reveal something totally new.


At once free-spirited and philosophical, sweet and subversive, wild and welcoming, this dopamine-drenched palette exchanges precedent for playfulness with electric brights, grounding neutrals, and candy-coated accents.



Alabaster SW 7008, Flat (walls)

Talipot Palm SW 6726, Eg-Shel (arch)

Cascades SW 7623, Satin (console)



Egret White
SW 7570 (255-C4)



Dragon Fruit
SW 6855 (101-C2)

Commercial




Talipot Palm
SW 6726 (151-C6)


Commercial



Inkwell
SW 6992 (251-C4)



Slow Green
SW 6456 (159-C1)



Alabaster
SW 7008 (255-C2)



Antiquarian Brown
SW 0045



Frank Blue
SW 6967 (176-C3)



Rejuvenate
SW 6620 (118-C4)




Quilt Gold
SW 6696 (137-C3)

Commercial



Cascades
SW 7623 (279-C1)

Commercial



Euphoric Lilac
SW 6835 (183-C2)

Commercial

 Available in Peel & Stick



Euphoric Lilac SW 6835, Flat (walls)

Dragon Fruit SW 6855, Semi-Gloss (doors)

Alabaster SW 7008, Eg-Shel (back walls) and Semi-Gloss (trim)

“ Unexpected elements in print, pattern, and perspective ignite the interest of an interior and push the boundaries of inventiveness to establish surreal engagement in both residential and commercial design.

Kiki Redhead

Global CMF & Trend Manager, Industrial & Performance Coatings

Colormix® Trendsight Team Member




Slow Green SW 6456
Eg-Shel (wall)

Quilt Gold SW 6696
Eg-Shel (stripes)

Alabaster SW 7008
Semi-Gloss (banister)

EXUBERANT | SURREAL | PROFOUND | UNEXPECTED



Rejuvenate SW 6620
Satin (vanity)

Alabaster SW 7008
Eg-Shel (walls) and
Semi-Gloss (column & trim)

Paradox fuses youthful whimsy and time-honored design principles to dissolve expectations about color, style, and the status quo.



Quilt Gold SW 6696, Flat (walls)

Frank Blue SW 6967, Semi-Gloss (shelves)

Alabaster SW 7008, Semi-Gloss (trim)



COLOR, MATERIAL, FINISH

Our complete portfolio of products can amplify the surprise and delight of Paradox by infusing color into performance flooring, custom-created wood finishes, and unexpected substrates to heighten the sense of whimsy and wonder.

1. Industrial Wood Custom Furniture Stain
2. Factory-Applied Metal Coating, Powder
3. Factory-Applied Metal Coating, Liquid
4. Industrial Wood Building Product Coating, Inkwell SW 6992
5. Industrial Wood Furniture Coating, Egret White SW 7570
6. Industrial Wood Building Product Coating, Talipot Palm SW 6726
7. Industrial Wood Custom Furniture Stain
8. Industrial Wood Cabinet Coating, Quilt Gold SW 6696
9. SofTop™ Floor Comfort SL, Euphoric Lilac SW 6835

paradox

COMMERCIAL SPACES

Otherworldly, immersive interior design creates a diverting sense of depth in commercial spaces where fun serves a functional purpose. Connect with short-term visitors and long-term occupants alike through an engaging sense of energy, contemporary color drenching, and a never-before-seen brand of boldness.

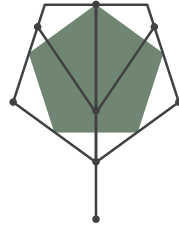
-  **Talipot Palm** SW 6726 (151-C6)
-  **Dragon Fruit** SW 6855 (101-C2)
-  **Euphoric Lilac** SW 6835 (183-C2)
-  **Cascades** SW 7623 (279-C1)
-  **Quilt Gold** SW 6696 (137-C3)



Quilt Gold SW 6696

Dragon Fruit SW 6855

Euphoric Lilac SW 6835



wellspring

From a powerful, infinite source, the wisdom of the ages rushes forth to meet us where we are, locally and globally, and to reinvigorate us with inspiration and fresh perspective.

Return to our shared heritage with a palette symbolic of a deep connectedness to the land, to the work of our hands, and to narrative-rich colors that help us tell our story.



Oyster White SW 7637, Eg-Shel (walls)

Borscht SW 7578, Semi-Gloss (door)



Warm Stone
SW 7032 (243-C5)



Persimmon
SW 6339 (124-C3)

Commercial




Borscht
SW 7578 (276-C2)



Bosc Pear
SW 6390 (139-C6)




French Roast
SW 6069 (196-C7)



Oyster White
SW 7637 (254-C7)



Tres Naturale
SW 9101 (203-C1)



Upward
SW 6239 (224-C1)



Outerspace
SW 6251 (225-C7)

Commercial



Chartreuse
SW 0073

Commercial



Green Bay
SW 6481 (170-C6)

Commercial



Gallery Green
SW 0015

 Available in Peel & Stick



Warm Stone SW 7032, Flat (walls)

Oyster White SW 7637, Satin (trim)

“Wellspring’s notion of authenticity extends beyond the tangible to encompass the entire creative process, from conception to realization, advocating for preservation, repair, and reuse over replacement.

Patrícia Fecci

Color Marketing Manager, Brazil

Colormix® Trendsight Team Member

The colors of Wellspring speak with deep respect for ancestral teachings, honor the wisdom found in each act of discovery, and help us find meaning in collective creativity.



Outerspace SW 6251, Eg-Shel (walls)

Upward SW 6239, Eg-Shel (shelves)



French Roast SW 6069,
Flat (wall)

Oyster White SW 7637,
Satin (trim)

MULTICULTURAL | REVERENT | CRAFTED | REIMAGINED



Tres Naturale SW 9101,
Flat

wellspring

COMMERCIAL SPACES

Today's commercial designs transcend traditional aesthetics while paying homage to a mix of timeless artistic visions, creating environments that enhance a sense of identity, encourage participation and presence, and foster emotional connections.

-  **Persimmon** SW 6339 (124-C3)
-  **Chartreuse** SW 0073
-  **Outerspace** SW 6251 (225-C7)
-  **Green Bay** SW 6481 (170-C6)



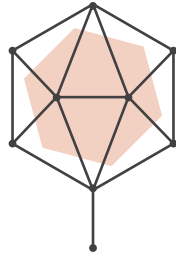
Outerspace SW 6251



COLOR, MATERIAL, FINISH

Wellspring celebrates bringing long-established techniques into modern design touches. Fuse past and present with Full Spectrum Possibilities—today’s coatings technologies made possible by more than a century of industry knowledge.

1. Resufloor™ Terrazzo TG, SW1042-TZ
2. Minwax® Performance Series Stain, Classic Gray MW271
3. Pro Industrial™ Waterbased Alkyd Urethane, Persimmon SW 6339
4. Industrial Wood Building Product Coating, Outerspace SW 6251
5. Industrial Wood Custom Floor Stain
6. Resufloor™ Deco Flake BC, 1/16" Desert Mirage
7. Hi-Solids Polyurethane 250, Tres Naturele SW 9101
8. Factory-Applied Metal Coating, Powder
9. H&C® COLORTOP™ Concrete Stain, Warm Stone SW 7032
10. Industrial Wood Building Product Coating, Bosc Pear SW 6390
11. Industrial Wood Custom Furniture Stain
12. Industrial Wood Cabinet Coating, Tres Naturele SW 9101
13. Factory-Applied Metal Coating, Liquid



kindred

More than who we are, we're called to understand who we are to each other, offering a heartfelt promise to widen our inner circle with kindness, openness, and belonging.

Celebrate uniqueness and nurture the notion of communal well-being with a collection of warm-hearted colors intended to reflect the diversity and dynamism of our individual identities.



Koral Kicks SW 6610, Eg-Shel (walls)

Caribbean Coral SW 2854, Satin (door)



Redend Point
SW 9081 (195-C4)



Dark Night
SW 6237 (222-C7)


Commercial



Rookwood Red
SW 2802




Caribbean Coral
SW 2854



Koral Kicks
SW 6610 (117-C1)




Storm Cloud
SW 6249 (225-C5)




Icy Lemonade
SW 1667 (138-C2)

Commercial



Rockweed
SW 2735 (252-C1)

Commercial




Tidewater
SW 6477 (170-C1)

Commercial



Sun Bleached Ochre
SW 9011 (127-C3)

Commercial



Creamy
SW 7012 (261-C3)



Red Tomato
SW 6607 (108-C5)

Commercial

 Available in Peel & Stick



Dark Night SW 6237, Flat (walls)

Creamy SW 7012, Satin (trim)

Tidewater SW 6477, Flat (ceiling)



Through thoughtful architectural and interior design, and by prioritizing user experience and engagement, design teams cultivate environments that not only meet functional needs but also instill a sense of pride and ownership among community members.

Emily Kantz

Color Marketing Manager, Global Architectural Group

Colormix® Trendsight Team Member

Redend Point SW 9081
Eg-Shel



INCLUSIVE | COMPASSIONATE | MAXIMALIST | COLLABORATIVE



Icy Lemonade SW 1667
Satin (paneling & trim)

Creamy SW 7012
Eg-Shel (walls)



Rockweed SW 2735, Flat (arch)

Creamy SW 7012, Flat (walls)

Kindred's beautifully diverse array of colors reflects a new cultural mindset that embraces abundance, eclecticism, and compassionate, human-centric solutions.



COLOR, MATERIAL, FINISH

In the spirit of Kindred, specifying products that prioritize the diverse needs of a community can ensure that empathetic design principles are thoughtfully implemented. Explore our complete portfolio of products using the QR code.



SHERWIN-WILLIAMS

FULL SPECTRUM POSSIBILITIES

1. Sher-Loxane® 800, Sun Bleached Ochre SW 9011
2. Pro Industrial™ Pre-Catalyzed Waterbased Epoxy, Icy Lemonade SW 1667
3. Industrial Wood Building Product Coating, Storm Cloud SW 6249
4. Resuflor™ Terrazzo TG, SW1047-TZ
5. Factory-Applied Metal Coating, Powder
6. SuperDeck® Solid Color Stain, Traditional Mahogany SW 3080
7. Minwax® Performance Series Stain, Cooper Brown MW419
8. Industrial Wood Cabinet Coating, Creamy SW 7012
9. Industrial Wood Building Product Coating, Rookwood Red SW 2802
10. H&C® Acryla-Deck® Concrete Coating, Caribbean Coral SW 2854
11. Factory-Applied Metal Coating, Powder
12. SofTop™ Floor Comfort SL, Light Gray/White Decorative Meld
13. Industrial Wood Custom Furniture Stain

kindred

COMMERCIAL SPACES

Aesthetically beautiful commercial environments are enriched by open-mindedness and inclusivity, with a focus on crafting deeply useful experiences for all. Create multisensory encounters by tailoring designs to the unique interactions of the physical space, lighting, sound, branding, and tech.

- **Dark Night** SW 6237 (222-C7)
- **Tidewater** SW 6477 (170-C1)
- **Rockweed** SW 2735 (252-C1)
- **Icy Lemonade** SW 1667 (138-C2)
- **Sun Bleached Ochre** SW 9011 (127-C3)
- **Red Tomato** SW 6607 (108-C5)



Tidewater SW 6477

SHERWIN-WILLIAMS®

COLORMIX® 2025

Every color is a gift waiting to be opened, each palette a capsule that contains a little bit of magic we can call our own. By peering within, looking beyond surface level, we discover a deeper connection between the colors we love and the lives we lead.

Immerse yourself in **Capsules**: the 2025 Colormix® Forecast, 48 trending colors that embody unique stories of raw authenticity, uncommon curiosity, ancient inspiration, and the changing paradigms contained within our always-wonderful world.

Bring the forecast to life with color samples.



design
professionals



homeowners

swcolorforecast.com



Colors provided by The Sherwin-Williams Company.
Color samples shown approximate actual paint colors as closely as possible.