

Commercial Facilities





One partner. Every spec of the way.™

We make specifying coatings simple, offering a comprehensive spectrum of options to cover all your needs, from floor to roof. Explore our complete portfolio of products, resources and more.

Sustainability Commitment

Discover our Sustainability by Design world-class solutions and the largest portfolio of third-party certified products available.

Color Expertise

Achieve color harmony with our Colormix® Commercial Forecast, professional tools and custom color support.

SHERWIN-WILLIAMS®

FULL SPECTRUM POSSIBILITIES









Industry-Leading Products

Find the ideal coating for any surface among our comprehensive lineup of high-performance products.

Expert Support & Resources

Receive dedicated assistance from your Account Executive and continue your education with our library of accredited courses.

Find the ideal coating specification for any surface, every time.

Concrete	Factory-Applied Metal Coatings	Wood, Plastics, Composites	Thermal & Moisture Protection	High-Performance Flooring	Paints & Finishes
					



Interior Coatings

- A**  **ProMar® 200 Zero VOC Interior Latex** 
Maximizes productivity with excellent durability, hide and touch-up. Available in six sheens and every color.
- B**  **ProMar® 200 HP Zero VOC Interior Latex** 
Delivers durability, abrasion resistance and outstanding hide and meets MPI® High Performance and X-Green categories.
- C**  **Scuff Tuff® Interior Waterbased Enamel** 
Durable finish that protects against scuffing, scratching and burnishing, making it the easy choice for high-traffic areas.
- D**  **ProMar® Interior Latex Ceiling Paint** 
Super-flat finish that minimizes imperfections, enhances light reflectivity and creates a fresh, airy feel in any room.
- E**  **Pro Industrial™ Pre-Catalyzed Waterbased Epoxy** 
Delivers advanced toughness, durability and stain resistance in a single-coat formula, with less than 50 g/L VOC.
- F**  **Pro Industrial™ Waterborne Acrylic Dryfall**
Easily applied by airless spray, overspray dries quickly for easy cleanup. Formulated for flash rust resistance, in a bright white to enhance light reflectance.
- G**  **Pro Industrial™ High Performance Epoxy**
Ultra-durable coating for metal and highly resistant to corrosion, chemicals, stains and abrasion.
- H**  **Dry Erase Coating** 
Specialty clear gloss coating without yellowing or shadowing. Compatible with numerous surfaces. (Not suitable for heavy-duty protection.)

Exterior Coatings

- I**  **Latitude® with ClimateFlex Technology®**
Combines high-quality performance with best-in-class weather-adaptive technology for results that are ideal, even when the weather isn't.
- J**  **ConFlex™ UltraCrete™ Texture Coating**
Economical spray-on finish for masonry surfaces, minimizing imperfections for lasting appeal.
- K**  **Duration® Exterior Acrylic Coating**
Featuring PermaLast® Technology with acrylic co-polymers for maximum durability. Self-priming and mildew resistant.
- L**  **Loxon® Self-Cleaning Acrylic Coating**
Repels dirt with water and offers superior weather resistance from UV, alkalinity, efflorescence and chalking.

Exterior Coatings (cont.)

- M**  **Emerald® Exterior Acrylic Coating**
Exceptional durability and coverage with exclusive cross-linked 100% acrylic technology. Resists blistering, peeling, chalking, fading and dirt buildup.
- N**  **Loxon XP™ Masonry Coating**
High-build coating for concrete and masonry. Resists alkali, efflorescence and wind-driven rain, and has less than 50 g/L VOC.

Interior/Exterior Coatings

- O**  **Pro Industrial™ Acrylic Coating** 
An easy-to-apply, quick-dry, durable acrylic that resists stains and flash/early rust.
- P**  **Pro Industrial™ Multi-Surface Acrylic**
Self-priming, adheres to marginally prepared surfaces, with high hide, stain resistance and superb gloss/color retention.
- Q**  **Pro Industrial™ Waterbased Alkyd Urethane Enamel**
Combines the flexibility and durability of a urethane, the smooth finish of an enamel and the ease of application of a water-based coating.
- R**  **Pro Industrial™ Waterbased Catalyzed Epoxy** 
A smooth finish resistant to abrasion, impact, corrosion, chemicals, stains, scrubbing and blocking with less than 50 g/L VOC.
- S**  **Pro Industrial™ Acrolon™ 100 HS Waterbased Urethane**
Withstands diverse environments, weather, chemicals and usage. Adheres to a wide variety of properly prepared surfaces.

Floor

- T**  **ArmorSeal® Tread-Plex™**
A one-component, waterbased coating that dries rapidly to a tough, alkali-resistant finish.
- U**  **ArmorSeal® Floor Coatings**
Diverse epoxy, urethane, primer and patch solutions for all traffic levels, offering both appeal and performance.
- V**  **Poly-Crete® Flooring Systems**
Rapidly cures, resists chemicals and tolerates moisture. Combines water-based urethane resins, cement and special aggregates for tough environments like commercial kitchens.
- W**  **Resufloor™ Terrazzo TG46**
The design of the floor can mix and match several terrazzo matrix colors and aggregate selections to complete this unique flooring surface, customized for each installation.

Commercial Facilities

Coating Systems Guide

Use this guide to discover the right products for you. Simply reference the corresponding letters on the diagram to match the ideal products for each area of your facility.

Parking Garage

Sherwin-Williams offers a wide range of products engineered to stand up to the harsh conditions unique to parking structures, including:

- Water repellents
- Concrete stains
- Epoxy injections
- Urethane deck systems

Intumescent Coatings

Sherwin-Williams' FIRETEX® series is a comprehensive range of intumescent fireproofing designed to provide long-term service and critical fire protection to structural steel for up to four hours while meeting demanding construction speed aesthetic requirements.

Boiler Room/Physical Plant/Maintenance Office

Ceiling	D	F	A	F	P	
Walls	A	C	E	P	G	R
Floor	T	U	V			
Doors & Trim	Q	E	R			

Cubicles/Offices/Conference Rooms

Ceiling	D	F	A	F	P
Walls	A	B	C	H	
Floor		U	W		
Doors & Trim	O	Q	E		
Handrails	Q	E	R		

Bathroom

Ceiling	D	F	A	F	P
Walls	B	E	R		
Floor	U	V	W		
Doors & Trim	Q	E	R		

Breakroom

Ceiling	D	F	A	F	P
Walls	A	C	P	B	H
Floor	T	U	W		
Doors & Trim	Q	E	R		

Flooring Solutions

A wide selection of name-brand carpeting, vinyl, wood and ceramic flooring plus reliable installation.

Lobby/Common Areas

Ceiling	D	F	A	F	P
Walls	A	B	C	E	
Floor	U	V	W		
Doors & Trim	Q	E	R		
Handrails	Q	E	R		



PRODUCT CERTIFIED FOR
LOW CHEMICAL EMISSIONS
UL.COM/GG
UL 2818

 = GREENGUARD GOLD CERTIFIED

Key

Light Duty

For light traffic and mild conditions.

Medium Duty

For medium traffic and moderate conditions.

Heavy Duty

For high traffic and extreme conditions.

Exterior Surfaces

Walls

I J K L M N S

Doors & Trim

I K M S

Pavement Marking

Sherwin-Williams has a complete selection of pavement marking solutions, including waterborne and solvent-based coatings. Our industry-leading products provide cost-effective performance, durability, reliability and compliance.

UNIFLEX® Roof Coatings

Designed to protect original roof systems and help extend the building's life cycle. With up to 90% reflectivity, surface temperatures are reduced, resulting in decreased cooling costs and energy savings.

Sealants

A variety of sealants for maximum performance and flexibility are available, including SHER-MAX®, White Lightning® Premium Hybrid, Flame Buster® and Loxon®.

Restaurant

Ceiling

D F A F P

Walls

B E R

Floor

V W

Doors & Trim

Q E R

Metal Roofing/Paneling

A complete selection of metal roofing coatings, sealants and paint products that all work together by design — protect with superior coating systems, seal with powerful waterproofing protection and repair small nicks and scratches.

Decorative Concrete – Interior & Exterior

Sherwin-Williams' H&C® Concrete products offer a complete portfolio of decorative concrete solutions that stand the test of time and help you realize your vision.

SHERWIN-WILLIAMS®



Dependable for Over 155 Years and Counting

At Sherwin-Williams, we have you covered. Our commitment to excellence spans over 155 years, and our ongoing strategy is focused on your success today, tomorrow and for years to come. From color consistency and product availability to innovation and expertise, we are focused on providing an exceptional experience for you every step of the way as you grow your business. When you partner with Sherwin-Williams, you choose a deeply experienced team that understands your business and the paint industry.



Predictable & Consistent Service

We're everywhere you need us with more than 4,600 company-owned stores, 3,600 reps and a deeply experienced team. We are here to assist you in solving the challenges you face every day.



Highly Educated Paint Experts

Our track record and reputation in the industry allow us to attract and retain the best talent to truly understand your business needs.



Responsive Supply Chain

You can count on our world-class supply chain's design, reach, relationships and purchasing power to ensure that the products you need will be available when and where you need them.



Product and Color Consistency

Quality is just as important to us as it is to you, so we don't cut corners. We control our own manufacturing, allowing us to rigorously maintain quality and color performance.



Customer-Centric Innovation

With annual new product launches in the double digits, Sherwin-Williams is committed to bringing professional painters the newest and most innovative technology and tools.

Contact your nearest Sherwin-Williams store, or to have a representative contact you, call 1-800-524-5979.

