


VICTORIAN



INTERIOR COLOR PRESERVATION PALETTE®

YOU REVEL IN THE TINIEST DETAIL. *Your style invites the ornate, the intricate, all the delicacy of Victorian times. And whether the rich, brilliant colors represent a preference, or an exacting desire for historic accuracy, we have what you're looking for.*



Rose Brocade SW 0004



Cabbage Rose SW 0003



Billiard Green SW 0016
*ColorAccents® Ultra Deep



Curio Gray SW 0024



Queen Anne Lilac SW 0021



Toile Red SW 0006



Gallery Green SW 0015



Pewter Tankard SW 0023



Patchwork Plum SW 0022



Decorous Amber SW 0007



Majolica Green SW 0013



Calico SW 0017



Deepest Mauve SW 0005



Cajun Red SW 0008
*ColorAccents® Ultra Deep



Sheraton Sage SW 0014



Teal Stencil SW 0018



Chelsea Mauve SW 0002



Wickerwork SW 0010



Crewel Tan SW 0011



Festoon Aqua SW 0019



Mulberry Silk SW 0001



Eastlake Gold SW 0009



Empire Gold SW 0012



Peacock Plume SW 0020





Classic Light Buff SW 0050



Twilight Gray SW 0054

	For interior use only.
P	Optimum color results are achieved using the designated Color-Prime. [®]
	Available only in ColorAccents. [®]

Samples approximate the actual paint color.

Some colors limited to select product lines.


possible palettes



WALL **Queen Anne Lilac** SW 0021
 TRIM **Pewter Tankard** SW 0023
 ACCENT **Deepest Mauve** SW 0005




WALL **Cajun Red** SW 0008
 TRIM **Empire Gold** SW 0012
 ACCENT **Sheraton Sage** SW 0014



WALL **Billiard Green** SW 0016
 TRIM **Crewel Tan** SW 0011
 ACCENT **Decorous Amber** SW 0007




WALL **Curio Gray** SW 0024
 TRIM **Cabbage Rose** SW 0003
 ACCENT **Teal Stencil** SW 0018



WALL **Cabbage Rose** SW 0003
 TRIM **Twilight Gray** SW 0054
 ACCENT **Toile Red** SW 0006



WALL **Mulberry Silk** SW 0001
 TRIM **Wickerwork** SW 0010
 ACCENT **Majolica Green** SW 0013



CONTRAST AND VARIETY were truly the hallmarks of Victorian style. Period décor brought together multiple rich, intense shades, often from opposite sides of the color wheel. Reds were paired with greens, golds with purples, and gilded molding and accents gave everything the luster of wealth. As time went by, Victorians began to favor the line over the curve, and slightly more subdued colors. But the intense contrasts and layered decorating style remained constant throughout the Victorian Era.

www.sherwin-williams.com

1-800-4SHERWIN

657-2614

CS 8/01



THE COLORS. THE PAINT. THE POSSIBILITIES.™

