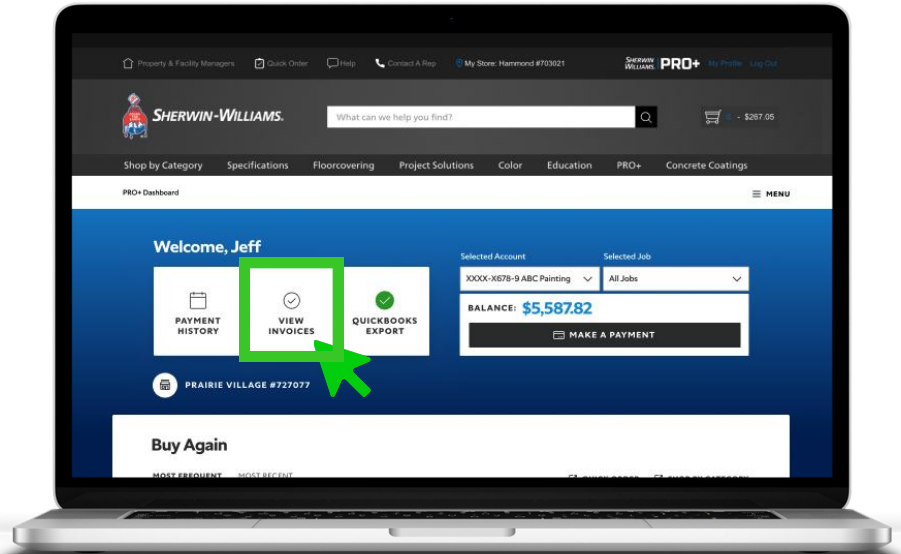
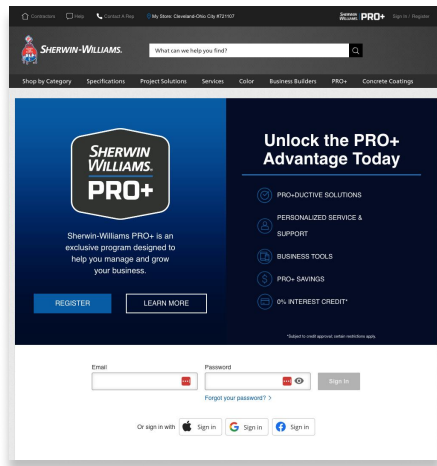




Export Your SW PRO+ Invoices To QuickBooks Online

Once you have successfully connected your PRO+ account to your QuickBooks Online account, you can export invoices to QuickBooks.



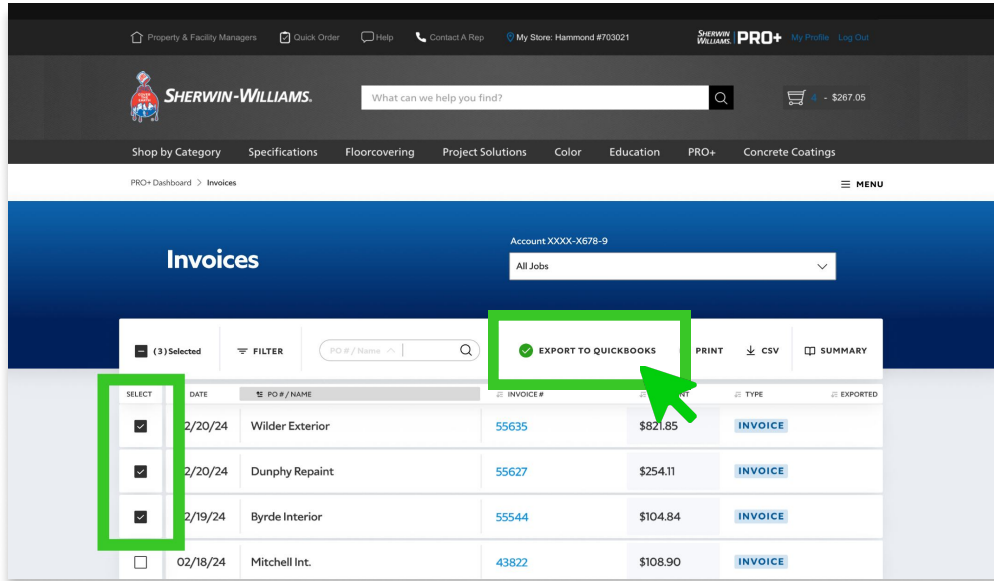
1. Login to your PRO+ account on swproplus.com.

2. Select **VIEW INVOICES**.

SELECT	DATE	PO # / NAME	INVOICE #	\$ AMOUNT	TYPE	EXPORTED
<input type="checkbox"/>	02/20/24	Wilder Exterior	55635	\$821.85	INVOICE	
<input type="checkbox"/>	02/20/24	Dunphy Repaint	55627	\$254.11	INVOICE	
<input type="checkbox"/>	02/19/24	Byrde Interior	55544	\$104.84	INVOICE	
<input type="checkbox"/>	02/18/24	Mitchell Int.	43822	\$108.90	INVOICE	
<input type="checkbox"/>	02/18/24	Wilder Ext. Samples	43820	\$68.42	INVOICE	
<input type="checkbox"/>	02/18/24	Byrde Interior	55202	\$484.68	INVOICE	



Export Your SW PRO+ Invoices To QuickBooks Online



3. Select the checkbox to the left of each invoice you want to export.

4. Select **EXPORT TO QUICKBOOKS**.

